

User Manual

Lemon F101



© 2010. All rights are reserved. No part of this document may be reproduced without permission. All trademarks and brand names mentioned in this publication are property of their respective owners.











While all efforts have been made to ensure the accuracy of all contents in this manual, we assume no liability for errors or omissions or statements of any kind in this manual, whether such errors or omissions or statements resulting from negligence, accidents, or any other cause. The contents of this manual are subject to change without notice.

Protect our environment! We strive to produce products in compliance with global environmental standards. Please consult your local authorities for proper disposal.

Note: User's Manual is Just to guide the user about the functionality of the phone. This dose not seems any certificate of technology. Some functions may vary due to modifications and upgradations of software or due to printing mistake.

SAFETY PRECAUTIONS

Before using your phone, please read the following important information to eliminate or reduce any possibility of causing damage and personal injury.

	Do not use wireless phones while driving.
	Switch off wireless devices in aircraft. The signal may cause interference. Using them on aircraft is illegal.
	Do not use mobile phones where blasting is in progress. Follow any regulations and rules strictly.
	Do not use mobile phones at Petrol stations. Don't use near fuel or chemicals. Do not dispose your battery or mobile in a fire.
	Follow any regulations or rules in hospital and health care facilities. Switch off phone near medical equipment.
	All wireless devices may get interference that could affect performance.
	The repair or installation of the device should be done at Authorized service centers
	Use only approved accessories and batteries.
	Use only in normal position. Do not expose your phone to extreme high temperatures above +60°C (+140°F). Do not use anything static to clean your phone.
	Ensure the phone is turned on and in service. Enter the emergency number, then press Pick Up key. Give your location. Do not end the call until told to do so.

Improper use will invalidate the warranty! These safety instructions also apply to original accessories.

Table of Content

GENERAL INFORMATION	1
Antenna.....	1
Network Service.....	1
Accessories.....	1
KNOW YOUR MOBILE PHONE	2
Positions of Phone Keys.....	2
Functions of Keys	3
Display Screen.....	4
Status Icons.....	4
IMPORTANT INFORMATION	5
Use of Passwords	5
Battery Information.....	6
Usage & Maintenance	7
Emergency Calls.....	7
GETTING STARTED	8
First Call.....	8
Mounting the SIM Card.....	8
Mounting the Memory Card	9
Charging the Battery	9
Switching Your Phone On/Off.....	9
CALLING	10
Making Calls.....	10
Answering Calls.....	10
Options in Call	10
GUIDE TO MENU OPERATIONS	11
Phonebook	11
Messages.....	11
Call logs	12
Settings.....	14
Multimedia.....	18
Lemon Twist	20
Organizer	20
Services	21
Opera Mini.....	21
APPENDIX	22
Appendix A: Guidance on Entry Methods	22
Appendix B: Troubleshooting.....	23
Appendix C: FCC Statement.....	23

GENERAL INFORMATION

Antenna

Use of other antenna devices could damage your mobile phone and reduce performance. Your phone has a built-in antenna. Don't touch the antenna area unnecessarily when the phone is switched on. Contact with the antenna affects call quality and may cause the phone to operate at a higher power level than otherwise needed.

Network Service

A lot of features described in this manual are called network service. They are special services provided by wireless service providers. You should subscribe to these services from your home service provider and learn instructions on uses before you select the network you want to use.

Accessories

Li-Ion battery is the manufacturer-approved rechargeable battery available for your phone. May be some batteries performs best after several full charge/discharge cycles.

Use only batteries, chargers and accessories approved by the phone manufacturer for use with this particular model. The use of any other types will invalidate any approval or warranty applying to the phone, and may be dangerous.

Please consult with your dealer for availability of approved accessories.







KNOW YOUR MOBILE PHONE



Positions of Phone Keys

1. Earpiece	8. Hang up key / Power key
2. Screen	9. Number keys
3. Left Soft key/ SIM2 Call key	10. Camera
4. OK key	11. Charge and Accessories Connector
5. SIM1 Call key	12. Microphone
6. Right Soft key	13. Speaker
7. Direction key	14. Audio Jack

Functions of Keys

Key	Name	Description
	SIM1 Pick Up Key	Making or answering a call. In the standby mode, press this key to access the Call Logs.
	Left Soft Key/ SIM2 Pick Up Key	Use the left soft key to execute to functions indicated at the left of the prompt bar on the screen. When the "Dual SIM open" has been selected, making a call with SIM2 card after press the number key or get into the function of phonebook.
	Hang Up Key / Power key	End an ongoing call. Press and hold this key to turn on or off the mobile phone. In the menu mode, press this key to return the standby mode and cancel current operations. Press this key to stop the alarm ringing once the alarm rings.
	Right Soft Key	Use the right soft keys to execute to functions indicated at the right of the prompt bar on the screen.
	Selection Key / OK Key	Scrolling options in the function list or the phone book. In the edit mode, direction keys are used for moving the cursor. In the standby mode, press direction keys to activate a specified function.
	Numeric Keys	Used to enter numbers, letters and some special characters. In the standby mode, press and hold # key to activate Silent mode; In the edit mode, you can press # key to switch the input method. Press the * Key to display the symbols.













Display Screen

Your mobile phone has a single screen display, which consists of three main areas:
The First line displays status icons, which indicate the signal strength, the remaining power of the battery, etc.





The Middle lines display text and graphics, including numbers, text, animated icons and the information you enter.

The Last line displays the currently available operations assigned to the left or right soft key.

Status Icons

	Network Signal
	Connecting GPRS and using GPRS
	Connecting GPRS but no data alternating
	Divert all Voice Calls
	Auto Keypad Lock
	Alarm Clock is activated
	Battery Status
	Missed Calls
	New Message or Message Memory Full
	MMS is busy
	New MMS
	WAP Message

Sound Status

	Ring only
	Vib. only
	Vib. and ring
	Vib. then ring

IMPORTANT INFORMATION

Use of Passwords

Your mobile phone and SIM card have various passwords. Those passwords avoid unauthorized use of your phone and SIM card. You can change PIN, PIN2 and phone password in the "Settings > Security Settings".

Phone Code

The Phone code can be used to avoid unauthorized use of your phone. The factory setting for the phone code is 0000. If phone lock is enabled, you will be asked to input the phone password when you switch on your phone.

PIN (4 to 8 digits)

The PIN (Personal Identification Number) code protects your SIM card from unauthorized use. The PIN code is usually supplied with the SIM card. When the PIN code request is enabled, the password is asked every time the phone is turned on.

Three times wrong PIN input, the SIM card will be locked and you will need to use the PUK to unlock it. PUK is usually set by the network operator.

1. Enter the correct PUK to unlock the SIM card, and then enter the new PIN and press **OK**.
2. If you are prompted to enter the new PIN again, enter it and press **OK**.
3. If the PUK is correct, the SIM card will be unlocked and the PIN will be reset.

PUK (8 digits)

The PUK (Personal Unblocking Key) code is required to change a blocked PIN code. Please contact your network operator for the code.

Note: Ten times wrong input in succession, the SIM card will be invalid and you need to consult with your network operator for a new SIM card.

PIN2 (4 to 8 digits)

The PIN2 code, supplied with some SIM card, is used for some functions, such as Call Cost, Fixed Dial and so on. Please consult your network operator to confirm whether your SIM card supports those services or not.

Three times wrong PIN2 code input, the SIM card will be locked and you will need to use the PUK2 to unlock it.

1. Enter the correct PUK2 to unlock PIN2, and then enter the new PIN2 and press **OK**.
2. If you are prompted to enter the new PIN2 again, enter it and press **OK**.

PUK2 (8 digits)

The PUK2 code, supplied with some SIM card, is required to change a blocked PIN2 code. It may be supplied with the SIM card. If not, contact your network operator.

Note: Ten times wrong input in succession, the SIM card will be invalid and you need to consult with your network operator for a new SIM card.

Barring Code

To activate call barring, you need a Barring Code. You obtain the password from your service provider.

Battery Information

Charging and Discharging

- The charger is designed to be used in temperatures between 0°C to 40°C.
- Do not charge the phone in wet and damp conditions.
- Use only batteries approved by the phone manufacturer and recharge your battery only with the charges approved by the manufacturer.
- We strive to produce products in compliance with global environmental standards
- The charger meets the standard for safety of information technology equipment and office equipment use. It must be used for this purpose only.
- Your phone is powered by a rechargeable battery. Full performance of the battery is achieved only after two or three complete charge and discharge cycles.
- When the battery level is low, "Low Battery" will be displayed on the LCD screen. If you have selected Alert Tone (Warning Tone of any profile in Profiles), the phone will sound the alert tone.
- When a charger is not in use, disconnect it from the power source. Do not leave the battery connected to a charger for longer than 12 hours, since overcharging may shorten its life.
- Temperature extremes will affect the ability of your battery to charge.

Tips for Battery

- Placing the battery in hot or cold places, such as in a closed car in summer or winter, will reduce the capacity and lifetime of the battery.
- Do not let the metal contacts on the battery touch other metal contacts. It could short-circuit and damage the battery. Use the battery only for its intended purpose.
- Do not disassemble or modify the battery by yourself.
- Do not clean the battery with water or any organic solvent.
- Always keep the battery dry.
- The battery can be charged and discharged many times but it will wear out **at last**. When the talk and standby time is obviously shorter than normal, please change the original battery approved by manufacturer.
- Do not short-circuit the battery.
- Turn off mobile phone before removing the battery.
- Do not dispose of batteries in fire.
- If you smell anything strange from the battery or find that the battery is overheated, you should stop using it immediately and contact the authorized After Service Center in your region.
- If you don't use the battery for a long time, please fully charge the battery before you store it.
- Batteries should never be placed in municipal waste. Batteries must be recycled or disposed of properly. Please follow local regulations for disposal of batteries.

Usage & Maintenance

To keep your product working well, take a moment to review the following usage & maintenance tips, which will help you to fulfill any warranty obligations and to enjoy this product for many years.

- Keep your phone and all its parts and accessories out of children's reach.
- Your products are not water-resistant. Keep it dry. Precipitation, humidity and liquids contain minerals that will corrode the connectors.
- Always treat your products with care and keep it in a clean and dust-free place.
- Do not expose your product to extreme high or low temperatures. Your phone operates best in temperature between 15 °C and 25°C. Minimum and maximum temperatures recommended by the manufacturer are -10°C and 55°C.
- Do not expose your product to open flames or lit tobacco products.
- Do not attempt to disassemble or modify your product. Only authorized personnel should perform service.
- Do not drop, throw or try to bend your product.
- Do not paint your product.
- Do not use harsh chemicals, cleaning solvents, or strong detergents to clean it.
- Keep anything magnetic, such as credit cards, far away from your product.
- If you find that the battery has any crack, deformation or anything else, you should stop using the battery immediately.
- If the electrolyte leak out and contact your skin or clothes, you should immediately use soap and clean water to clean it. In case the electrolyte spatters into your eyes, you must use the clean water to wash your eyes thoroughly and go to the hospital immediately.
- If your phone or any accessory doesn't function normally, please send them to the nearest authorized service facility. The qualified personnel there will assist you, and if necessary, arrange for service.

Emergency Calls

This phone, like any wireless phones, operates using radio signals, wireless and landline networks which cannot guarantee connection in all conditions. Therefore, you should never rely solely upon any wireless phone for essential communications (e.g. medical emergencies). To make an emergency call:

1> Switch your phone on.

Some networks may require that a valid SIM card is properly inserted in the phone

2> Dial the official emergency number. Emergency numbers vary by location.

While making an emergency call, please remember to give all information as particularly as possible. Never hand off the call please until you are given permission to do so.

GETTING STARTED

First Call

- Insert a SIM card (Switch off your phone at first, and then remove the battery). Enter the area code and the phone number and press Pick Up Key.

Tip: Before you get started, you must insert a valid SIM card in your phone and charge the battery first.

- SIM Card: Please refer to “Mounting the SIM Card” for more reference on installation.
- Charging the battery: please refer to “Charging the battery” for more details.

Mounting the SIM Card

Your mobile phone number, PIN (Personal Identification Number), PIN2, PUK (Personal Unlock Key), PUK2 (Personal Unlock Key2), IMSI (International Mobile Subscriber Identity), the network information, the phonebook data, SMS (short messages) and other data are stored in your SIM card.

Note: This particular phone model only supports the SIM cards of 1.8V and 3V.

- Some network operators don't offer PIN2 and PUK2, so functions using those passwords will be unavailable.
- The SIM card and its contacts can be damaged by scratches or bending easily, so be careful while handling, inserting or removing the card.
- Keep all miniature SIM cards out of children's reach.

Note: Always make sure the phone is switched off before you insert or remove the SIM card, otherwise it may damage the SIM card.

Mounting

Remove the battery cover by sliding it. Open the gold cap from the Hinge Type Connector. Lay the SIM card which gold contacts face down on the Connector, then close it. Align the card to the arrow sign as the following picture shows:



Note:

- If the SIM Card is installed improperly or damaged, the prompt words “Insert SIM” will display on the screen after you switch on your phone. Remove the SIM Card and check the way that performs as pictures show, and then mount it again.
- If “Insert SIM” still appears on the screen after you have inserted the SIM correctly, there may be something wrong with your SIM card. Please ask the network operator to repair it.
- If the screen displays that the SIM card is locked permanently, please consult with your network operator.

Mounting the Memory Card

Open the gold cap from the Hinge Type Connector. Lay the Memory card which gold contacts face down on the Connector, then close it. Align the card to the arrow sign as the following picture shows:



Charging the Battery

Note: Please always keep your phone connector and charger dry.

1. Connect the connector of the travel adapter to the phone.
2. Plug the travel adapter into a proper AC wall outlet.
3. When your phone indicates that the battery is fully charged, please pull the travel adapter out from the I/O socket of the phone.

Tip:

1. If the battery is totally empty or not enough, it may take a few minutes before the charging indicator appears on the screen.
2. You can turn on/off, and use the phone while charging.

Warning: Make sure that the standard voltage/power of the place where you charge the battery matches with the rated voltage/power of our travel adapter.

Switching Your Phone On/Off

Press and hold Power Key for a few seconds to switch your phone on.

▪ **If the phone ask for a phone lock code:**

Enter the phone lock code, and press OK..

▪ **If the phone ask for a PIN code:**

Enter the PIN code, and press OK. The PIN code is usually supplied with the SIM card. Please consult your network operator for more information.

▪ **Access the standby mode.**

Press and hold Power Key for a few seconds to switch your phone off.

CALLING

Making Calls

1. Enter the phone number (with the area code)
2. Press the Pick Up Key to make a call.
3. Press the Hang Up Key to end a call.

Clear Wrong Enters

Press the right soft key to delete the last character on the screen. Hold the right soft key will clear all you entered.

Making a call from the Phone Book

1. Press the right soft key to access the **Phone Book**.
2. Scroll the Up/ Down key to select the number you want, and press the Pick Up Key to call the number.

Last Number Redial

1. In the standby mode, press the Pick Up Key to access the **Call Logs**.
2. Press the Up/Down key to reach the desired number or name and press the Pick Up Key.

Speed Dialing

You can save 8 Speed Dial Numbers you often dial to positions titled with number keys from "2" to "9" respectively. Select "**Phonebook > Options > Phonebook settings > Speed Dial > Set Number**", and then set "**Status**" on. In the standby mode, press and hold the number key to dial the corresponding number.

Adjusting the Sound Volume

During a call, you can press the Up/Down Selection Key to adjust the earpiece volume.

Answering Calls

1. To answer an incoming call, press the Pick Up Key.
 2. To end or reject an incoming/ongoing call, press the Hang Up Key.
- Tip:** If the caller can be identified, the screen will display the caller's name. If the caller can't be identified, the screen will only display the caller's number.

Options in Call

Your phone provides a number of functions that you can use during a call. During a call, you can access Hold/End single call, New Call, Phone Book, Messages, Sound Recorder and other functions.

GUIDE TO MENU OPERATIONS

All function options about the mobile phone are listed as below with brief descriptions.

Phonebook

You can fast locate the number of the person you want to contact. Please enter the initial letter of the person's name, and related records about it will display in the middle of the screen. You can locate your records by up or down key and press OK key, and then you can view, send text message, call and so on.

Messages

Write Message

You can edit the SMS.

Inbox

The phone will prompt you when you receive a new message.

Drafts

In the Drafts, please select Options, and then you can do send form SIM1/SIM2, edit and some other operations.

Outbox

This function is used to check messages in outbox.

MMS

Write Message: You can edit the MMS message.

Inbox: The phone will prompt you when you receive a new MMS.

Outbox: This function is used to check MMS in outbox.

Drafts: This function is used to check messages in drafts.

Templates: Your phone saves messages both for MMS in common use.

MMS Settings: You can configure the default information about MMS properties.

Broadcast Message

This network service enables you to receive all kinds of text messages, such as weather reports or transportation information. Until now, there are several networks afford the service in this world. Please consult your network operator for more reference.

Templates

Your mobile phone saves many messages in common use. You can edit, remove or write message.

SMS settings

SIM1/SIM2 message settings

- **Profile Settings:** You can set Profile Name, SMSC Address, Validity Period and Message Type as desired. Please consult your network operator for the number.
- **Voicemail Server :** Scroll the Up/Down key to select **Voicemail Server** in the **Messages** menu, and select **OK** to access **Voicemail Server**.

Note: This service is supplied by the network, such as the message machine service. It enables the caller to leave messages when you cannot or Do Not wants to answer the incoming call. Your number for the voice mailbox is saved in this phone. In standby mode, hold the number key 1 to dial the number of the voice mailbox after the number is configured. Please consult your network operator for more details.

- **Common Settings:** You can set Delivery Report and Reply Path. Delivery Report function enables you to receive the status report on whether short messages are sent out successfully or not. Please consult your network operator to obtain the function.
- **Memory Status:** Check the rate of the SIM card and the phone's capacity compared to the total capacity. The exact capacity depends on the message content, the phone and the SIM card.
- **Preferred Storage:** You can select the SIM card or Phone to save.

Schedule SMS

Press the left soft key to access the Add or Options > Add, and then you can set the date, time, message, enter number, and select SIM card. Press Done and Save the message will sent out the message to the number as your desire.

Note: The time format of this function is 24 hours.

Call logs

In the standby mode, press the left soft key to access **Menu > Call logs**.

Call history

SIM1/SIM2 Call history

Missed calls

With this function, you can check recent missed calls.

1. Scroll the Up/Down key to select a missed call.
2. Press the left soft key to access **Missed Call Information**, and then you can Delete, Save to Phone book, Call, Edit and so on.

Dialled calls

With this function, you can check recent dialed calls. In this function, you can Delete, Save to Phone Book, Call, Edit and so on.

Received calls

With this function, you can check recent received calls. In this function, you can Delete, Save to Phone Book, Call, Edit and so on.

Delete call Logs

You can delete all records of missed, dialed or received calls with this function.

Call Timers

- **Last Call:** The last call time can be checked.
- **Dialled calls:** The total time for all dialed calls can be checked.
- **Received calls:** The total time for all received calls can be checked.
- **Reset All:** Reset the counters.

Call cost

You can check or reset Last call cost, Total cost, Reset cost, Max cost, Price per unit.

Text msg. counter

- **Sent:** You can check and clear the number of sent messages.
- **Received:** You can check and clear the number of received messages.

Note: This function has nothing to do with the SIM card. The amount of sent or

received messages will not change even if you change the SIM card.

GPRS counter

You can check or reset the Last Sent, Last Received, All sent, All received and Reset Counter.

Call settings

SIM1/ SIM2 call settings:

- **SIM1/ SIM2 Caller ID:** You can select Set By Network, Hide ID or Send ID. The default status is the Set by Network.
Note: This function is related with your network. Select Hide ID may cause failure to dial. Please test the calling function is ok before you enable Hide ID.
- **SIM1/ SIM2 Call Waiting:**
 - **Activate:** The mobile phone will connect to the network when Call Wait is enabled. After a while, the network will take a response by sending messages to ensure your operation. If Call Wait is enabled, the network will warn you. At the same time, another coming call number will display on the screen when the first call is ongoing and a new call is coming.
 - **Deactivate:** If you cancel Call Waiting, the network won't warn you when the first call is ongoing and a new call is coming.
 - **Query Status:** With this function, you can inquire about the current status from the network.
- **SIM1/ SIM2 Call Divert:** This function allows your phone divert coming calls to another phone. In the standby mode, select Call logs > Call settings > SIM1/ SIM2 call settings > Call Divert:
 - **Divert all voice calls:** When this function is enabled, all coming calls will be diverted to another phone. Set it On or Off, the phone will connect to the network. After a while, the network will take a response and tell you the result on operation.
 - **Divert if unreachable:** When this function is enabled, the coming call will be diverted to another phone number if the phone is unreachable.
 - **Divert if no answer:** When this function is enabled, the coming call will be diverted to another phone number if there is no answer in some time.
 - **Divert if busy:** When this function is enabled, the coming call will be diverted to another phone number if the phone number you dialed is busing.
 - **Divert all data calls:** You can divert all data calls with the need of your network operator's support.
 - **Cancel all diverts:** Use to cancel all diverting functions.
- **SIM1/ SIM2 Call barring:** This function makes use of Call Barring to limit some selected calls. When you configure this function, you should consult your network operator for the password. If the password is wrong, the phone will prompt the fault message. After the desired number is selected, please continue to select On or Off. After a while, the network will take a response and tell you the result.
 - **Outgoing calls:**
 1. **All calls:** When this option is enabled, you can't make any calls.
 2. **International calls:** When this option is enabled, you can't make any international calls.

3. International calls except to home PLMN: When this option is enabled, you can only make local calls when you are abroad or dial to the country in which the network provider is.

– **Incoming Calls:**

1. **All calls:** When this option is enabled, you can't make any calls.

2. **When Roaming:** When this option is enabled, you can't receive any incoming calls if you are out of reach of the network service.

– **Activate all:** When this option is enabled, you cannot receive any incoming calls.

– **Cancel all:** Cancel the call barring. It also needs the Call barring password provided by the network operator.

– **Change Barring Password:** Use to modify the Call barring password. It needs to input the original password before you modify.

- **SIM1/ SIM2 Line Switching:** Switch to Line 1 or Line 2, the default is Line 1.

Note: If Line 2 is selected, making calls from Line 2 depends on the network operator.

- **SIM1 Closed User Group:** Press the left soft key to access Group List, and then select Add to input the group's name. Press the left soft key to select Done, and then add the number. Press the left key to finish. Select Option to Edit, Add, Activate, Deactivate or Delete the existent group.

Advance settings:

- 1> **BlackList:** you can set 20 blacklist numbers. When this Black list is enabled, you won't receive the calls from the numbers entered in the Blacklist.
- 2> **Auto Redial:** Set the status on, the phone will automatically redial the last called number after a while if you fail to connect to the number. The times for auto redial are up to 10 times. Press Cancel to end Auto Redial.
- 3> **Call Time Display:** You can set Call Time Display On or Off. The call time will display when set it on. The call time won't display when set it off.
- 4> **Call Time Reminder:** In order to save the call cost, this function prompts you to end the call in time. You can select Off, Single, or Periodic. There is no prompt when Off is selected. You should enter a specific time between 1 and 3000 seconds when Single is selected. The phone will ring once when the time is up. You should enter a specific time between 30 and 60 seconds when Periodic is selected. The phone will ring once automatically at the specific time before the integral minute is up.
- 5> **Auto quick end:** You can set ON/ OFF, and set a time (1~9999s) as your desire.
- 6> **Reject by SMS:** If on is selected, When you reject an incoming call, you can send a SMS to the caller. (Select options > reject by SMS > Yes)
- 7> **Auto Call Record:** If on is selected, when you in a call, the phone will record the conversation automatically. You can check the record from the file manager.

Settings

In the standby mode, press the left soft key to access **Menu > Settings**.

User Profiles

General

1. Activate

2. Customize

- **Tone Settings:** Includes SIM1/SIM2 Incoming Call, Power on, Power off, Cover open, Cover close, SIM1/SIM2 Message, and Keypad.
- **Volume:** Includes the volume setting of Ring Tone and Key Tone. The volume degree is from 1 to 7.
- **Alert Type:**
 - Ring Only: Just ringing.
 - Vib. Only: Just vibration, no ringing.
 - Vib. and Ring: Ringing and vibration.
 - Vib. then Ring: Ringing after vibration.
- **Ring Type:**
 - Single: Rings once when a call is coming.
 - Repeat: Rings continuously when a call is coming.
 - Ascending: Rings continuously and the volume increases gradually.
- **Extra Tone:**
 - Warning: If necessary, you will be warned by the prompt tone.
 - Error: You will be warned by a tone if you make a mistake.
 - Camp On: A prompt tone will be heard after searching the network successfully.
 - Connect: A prompt tone will be heard after getting through to the dialed number.
- **Answer Mode:**
You can select Cover Answer or Any Key.

Meeting

Please refer to “General” for more details.

Outdoor

Please refer to “General” for more details.

Indoor

Please refer to “General” for more details.

Headset

Insert the earphone and access the Headset mode automatically. This mode has no Activate options. Please refer to “General” for more details.

Note: Press and hold the # key to enable or cancel the silent mode. In the Silent mode you can't hear any sounds indicates a call or a SMS is coming.

Bluetooth

You will enter into Bluetooth mode after you activate the Bluetooth function. This mode has no Activate option; the detailed operation has been shown in the “General”.

Power Saving

This mode is only activated. The backlight goes dim when you activate this profile. You can't open Multimedia, Fun & Games, Bluetooth, File Manager etc in this profile.

Dual SIM settings

You can choose one mode as your desire from the options:

1) Dual SIM open, 2) Only SIM1 open, 3) Only SIM2 open, 4) Flight mode.

Phone settings

Time and Date:

- **Set Time Zone:** Select the desired home city.
- **Set Time/Date:** Enter the current time, date and Daylight saving.
- **Set Format:** Select a time, a date format and Date separator.
- **Update with Time Zone:** It can be set to On or Off.

Schedule Power On/Off: You can set the time for auto power on /off. Do turn the status on before using that function.

Note: Please disable the Schedule Power On function before you board an airplane.

Language: Select the desired language for the display text.

Pref. input Methods: Select the desired input method for the default input method.

Greeting Text: Set the status on, greetings will display when power on.

Shortcuts: You can set shortcuts for those functions you often use.

Dedicated Key: You can configure short cut functions for the Up, Down, Left and Right key respectively. In the standby mode, press any one of them to access the appointed function.

Auto update of date and time: It can be set to On or Off.

UART settings: When using this phone as GPRS Modem, select different UART port to decide whether SIM1 or SIM2 to be used.

Display

With this function you can configure the basic status of display characteristics including Wallpaper, Screen saver, Power on display, Power off display, Show date and time, Show owner number, Keypad light set and LCD backlight.

Network Settings

Please contact the network operator for the following network service.

SIM1/SIM2 network settings

1. Network Selection

New Search or Select Network can help search the network where you are in. You can select the selection mode: Automatic or Manual. When you select Automatic, the phone will make the preferential selection according to the network where the SIM card belongs. When you select Manual, you are required to select the same network as the registered network with the network operator by SIM card for your use.

2. Preferences

Select the Preferred Networks. The default network is the network where the SIM card belongs. Select **Options** to perform the following operations:

- **Add From List:** Display all PLMN list.
- **New:** Create a new network and set the network priority.
- **Change Priority:** Reset the selected Network Priority.
- **Delete:** Delete the current preferred network.

Security settings

SIM1 security settings

SIM1 Lock

It is asked to input the PIN. It can be configured if the PIN is correct. If SIM card is set on, it needs to input the PIN every time you power on. Three times wrong PIN input, it's asked to input PUK. PUK is used to release and modify the locked PIN. If PUK isn't provided or missed, please consult your network operator.

Fixed Dial

If this function is enabled, only phone numbers in the Fixed Dial List can be dialed. PIN2 is required for this function. Network support is also required.

Note: If you enter PIN2 after the phone is switched on, PIN2 is not required before the phone is switched off. Therefore, please switch the phone off and switch it on again after configuration, if you do not want others to change the status of the Fixed Dial.

Barred Dial

If this function is activated, the phone numbers in the barred dial list cannot be dialed. PIN2 is required for the function. Network support is also required.

Change Password

You can change SIM1 PIN, SIM1 PIN2.

SIM2 security settings

SIM2 Lock

It is asked to input the PIN. It can be configured if the PIN is correct. If SIM card is set on, it needs to input the PIN every time you power on. Three times wrong PIN input, it's asked to input PUK. PUK is used to release and modify the locked PIN. If PUK isn't provided or missed, please consult your network operator.

Fixed Dial

If this function is enabled, only phone numbers in the Fixed Dial List can be dialed. PIN2 is required for this function. Network support is also required.

Note: If you enter PIN2 after the phone is switched on, PIN2 is not required before the phone is switched off. Therefore, please switch the phone off and switch it on again after configuration, if you do not want others to change the status of the Fixed Dial.

Change Password

You can change SIM2 PIN, SIM2 PIN2.

Phone Lock

You can lock or unlock the phone. Enter the password to activate or deactivate the phone lock. When the phone is locked, you will be required to enter the phone password. 4-8 numbers can be used for the phone password. The default phone password is 0000.

Auto Keypad Lock

You can lock/unlock the phone keyboard and set the Key Lock Time to None, 5 sec, 30 sec, 1 min, 5min.

Tracker number

This feature allows users to track their phone if they are lost or stolen. Switch on Mobile Tracker application and whenever a new SIM is inserted in your phone you will receive a SMS on pre defined numbers.

1) Tracker Mode

This function requires your network support. You can set ON or OFF. When the

function ON and the phone change a SIM card, the phone will send a message to the number which you set in Tracker Number. The message will tell you that which number is using your phone now. The default password is 0000.

2) Number

You can set Tracker number.

TIP: This function requires your network support. When you set Tracker Mode OFF, and then you can set the tracker number you want.

Change Password

You can change Phone Password and Tracker Password.

Connectivity

Data Account

Press the left soft key to perform following steps:

1. **GSM Data** : Edit the GSM account.
2. **GPRS** : Edit the GPRS account.

Restore factory settings

Access Settings to select Restore Factory Settings and input password then press OK. All settings can be restored to factory settings with this function. The default phone password is 0000.

Multimedia

File manager

You can use the function to manage all types of files saved in the Phone or Memory card.

Fun & Games

There are several interesting games and java application in the phone. Please refer to instructions from the menu for more details.

Tip: The game menu includes Start Game, Best Grades and Game Help.

Camera

During the view-findings mode, press the left soft key, to carry out the following operations:

Photos: To display the file list.

Camera Settings: To set some relative spec of the camera.

Image Settings: This includes photo size and photo quality adjustment.

White balance: To set the balance of light.

Scene Mode: To set the scene mode auto or night.

Effect settings: To set special shot effect.

Storage: To set the default storage path.

Restore Default: Can restore default.

Image viewer

Enter the "image viewer" to view the image files in the default folder "Photos".

Video recorder

Your phone supports the video recorder function. Press OK key to get start and pause. Press the right soft key to get stop. Press the SIM2 pick up key you can perform the following operations:

Camcorder Settings: To set some spec. of the video recorder.

Video settings: You can set the video quality, size limit and so on.

White balance: To set the balance of light.

Effect settings: To set special shot effect.

Storage: You can store the Video in the phone or Memory card.

Restore Default: Press the left soft key and select Yes to return to default settings.

Video Player

Your phone supports the video recorder function. Press OK key to get start and pause. Press the right soft key to get stop. Press the * / # key to adjust volume. Press the SIM2 pick up key you can perform the following operations:

Play: You can play the specified video.

Send: You can forward the video to Bluetooth and so on.

Rename: You can rename the specified video.

Delete: You can delete the specified video.

Delete All Files: You can delete all videos.

Sort by: You can sort your videos by Name, Type, Time and so on.

Storage: To set the default storage path.

Audio Player

The Play/ Stop, Back, Forward functions correspond to the OK key, Left and Right Key respectively. Press the * / # key to adjust music volume. The available music formats. Select "list" to access the View All, and then select Options to perform the following functions: play, Details, add to ringtones, Refresh list, settings.

Note: To enjoy non-stop music, please download music to the **My Music** folder of the Phone/ memory card. The Audio Player of the phone will automatically play music files from the My Music folder. You may need to refresh it manually from the settings in case you have earlier opted for manual refresh settings.

Warning: Make sure that the volume is appropriate for your hearing while using the audio player.

Sound Recorder

The mobile phone supports 3 recording formats: WAV, AWB and AMR. You can record conversations, which may be saved to the Audio folder under Phone/ File Manager. If there is a record, press the left soft key you can select: Play, Append (only for AMR), Rename, Delete, Delete all files, and so on.

FM Radio

You can use your phone to listen to FM radio stations once the original Handset is plugged into the connector or antenna is opened.

1. Press the Down key to Power on/ off the FM radio.
2. Press the OK key to record the FM.
3. Press the Left/Right key to change the searching function of step to next frequency.
4. Press the * / # key to adjust radio volume.
5. Press Options to access the following options: channel list, manual input and so on.

Melody Compose

The mobile phone enables you to compose your favorite music as the tune of the incoming call, alarm or memo.

Note: The phone can save multiple tones edited by you according to the volume of tones.

When the Tune Editing List is blank, you can edit your favorite tunes by pressing "Add". After you have finished editing, press **Options** to select a music instrument or playing speed to play the editing tunes. You also can save the editing tunes. Select the edited music, and press **Options** to perform the following operations: Play, edit, add rename and so on.

Note: A maximum of 150 notes can be edited with a piece of self-edit tune.

In the window of Tone Editing, press **Options** to perform the following operations: Play, adjust play speed and so on.

The rules by which the tone is composed as follows:

0: Insert one pause; 1: Insert Do; 2: Insert Re; 3: Insert Mi; 4: Insert Fa; 5: Insert So;6: Insert La;7: Insert Si; 8: Insert a vibration note; 9: Insert a backlight;

↑: Modify the tone of current note (musical instrument);

↓: Modify the tone of current note (musical instrument).

Slide Show

With this function, you can enjoy your images comfortably. Choose one folder to play, and then the images will display on screen one by one.

Lemon Twist

Your phone also provide you several funny applications. Most of them need the network support. Please contact with your dealer and your network operator for more information.

Organizer

Bluetooth

You can use Bluetooth transmission of documents directly. Search equipment to the transfer, In accordance with the onscreen instructions can operate, and accepts data, choose to receive the same, document will be automatically stored in the directory.

Power: Bluetooth Switched on or off.

Inquiry audio device: You can search audio device.

Remote control: Connect by remote HID host device.

My device: Can inquiry new device.

Active devices: Can use Active devices connected.

Settings: Some devices can be set up.

About: Can read information about my devices.

Calendar

You can View today, View all, Add event, Jump to date.

Tasks

You can View, Add, Edit, Delete, Delete overdue, Delete All, Jump to date, Send vCalendar and Save as file as desired. Start up the Task and press OK. Press **Options** to access to the next step to add a new memo.

Alarm

The mobile phone provides several alarms and you can set them as your need. If you have configured an alarm, an icon indicated that you have configured the alarm will appear. No icon will show if you don't set an alarm. Select "Edit" to set the alarm.

World Clock

Scroll to browse every city's time zones in the world map. The related date and time will display at the bottom of the screen.

Calculator

The calculator can add, subtract, multiply and divide.

Unit Converter

You can make the units conversion for weight and length. Enter the number into the column, and then press "OK" to get the result.

Currency Converter

You can make currency conversions. Press **OK** after enter the exchange rate, and then enter the number of the currency, and press **OK** to get the result.

Health

Provides the reference of BMI and Menstrual.

Stopwatch

The stopwatch has two modes: Typical stopwatch and nWay stopwatch.

Ebook reader

You can read E-book with "*.TXT" format which saved in your memory card.

Services

STK Service

In addition to the functions available in the phone, your SIM card may provide additional services, which is supported by your SIM card. Please consult your network operator for more information.

Internet service

WAP enable you tour around the Internet world easily and pleasantly. Please follow the steps described as below:

1. **Homepage:** The default Internet Web Address.
2. **Bookmarks:** Save the Web address you often use.
3. **Recent Pages:** Records after you browse the Website.
4. **Input Address:** Press the left soft key to access Enter Address, and then input the web address to go to the Internet.
5. **Service Inbox:** Messages sent to users from the Web site.
6. **Settings:** You can configure: Select SIM, Profiles, Browser Options, Service message settings, Clear cache, and Clear cookies.

Opera Mini

Opera Mini is a web browser designed primarily for mobile phones to open big Memory size websites.

Note: GPRS should be activated from the operator side and also in the SIM Card.

APPENDIX

Appendix A: Guidance on Entry Methods

This phone provides input methods, which can be used in editing the Phone Book, short messages, alarms and other text applications.

The Icons of Input Methods

After entering different kinds of edit windows (including edit phonebook, short messages. etc.), the icons of input are as follows:

“123”: The Entry method of Numeric appears as: “123”

“ABC”: The entry method of Multitap ABC appears as: “ABC”

“Abc”: The entry method of Multitap Abc appears as: “Abc”

“abc”: The entry method of Multitap abc appears as: “abc”

“Gb ENG”: The entry method of Smart ABC appears as: “Gb ENG”

“Gb eng”: The entry method of Smart abc appears as: “Gb eng”

“Gb Hi”: The entry method of Smart Hindi appears as: “Gb Hi”

“Hi” : The entry method of Multitap Hindi appears as: “Hi”

How to Switch Between the Input Methods

Press the # key to switch the input methods.

e.g.: If the current input is Smart ABC the screen will show “Gb ENG”. Press the # key, to go to Smart abc, and the screen will show “Gb eng”.

Numeric, Multitap ABC and Multitap abc Input Methods

Numeric

When the icon of the input method is “123”, press the number keys to enter the numbers directly.

Multitap ABC and Multitap abc

When the icon is “ABC” or “abc”, press the number keys (2 to 9) repeatedly until desired letters appear in the text area. Press the number key once for the first letter. Press twice for the second letter. So, press number keys to reach the desired letter in the same way.

Press 0 to enter a blank space or “0”.

Note: while using the Numeric entry, please switch to the method of Multitap ABC and Multitap abc first if a blank space is required, and then press 0 to enter a blank space.

How to Input Special Symbols

If you want to input special symbols, such as “. ! ? = < >”, Etc., please following steps as below:

Press the left soft key to access Menu of “options > Input Method > Insert Symbols > Select Symbol”. Press the Up/Down, or Left/Right Key to move the cursor in the symbol table, and select one symbol. Press the right soft key to cancel the symbols selection.

In the edit mode, you can press the * Key to display the symbols.

Appendix B: Troubleshooting

This section lists some problems that you might meet while using your phone. If you feel that your phone do not operate normally, please reset settings first, and then follow Troubleshooting Guide. If you are still unable to solve problems, please contact the authorized service center or the store from where you purchased the phone.

Problems	Solutions
Can't answer or make a call	Make sure that the phone has been switched on. Make sure that the battery is charged. Make sure that the signal intensity is high enough. Make sure the own number function in the call setting is system preset or number sending. Make sure the line switch in call setting is the system preset line. Check whether you have set up call barring or fixed dialing or any other safety function. Check whether you have set up call diverts. Check whether you have inserted the proper SIM card correctly.
Low voice	Check if the volume has been set too low.
No ring	Check whether you have set up the "Light Only" option. Check whether the ring volume is not too low Move away from a noisy place to check if you can hear the phone ringing. Check whether you have set up call diverts.
LCD unclear	Check whether the contrast has been set too low.
Memory card detect slowly	Format your Memory card with your phone. Note: To protect your files from getting lost, please backup the important information into the safe place before you formatting card.

Appendix C: FCC Statement

This device has been tested and found to comply with Part 15 of the FCC rules. Performance is subject to the following conditions:

1. This device may not cause harmful interference.
2. This device must accept any interference received, including interference that may cause undesired operation.
3. Changes or modifications not expressly approved by the manufacturer or authorized service center could void the user's authority to operate this equipment.

East

West Bangal

ASC Name:Swati Enterprises
 Contact Person:Subash KR Aggarwal
 Address:Swati Enterprises, C/O- Shyam Plaza, S. B. Gorai road, Near
 Santivination School, Opp.-SBI Atm, Asansol,West Bengal
 Ph No:9434751635
 E-mail:subhasagarwal2002@yahoo.co.in

City
Asansol

ASC Name:Billenium Sales And Service
 Contact Person:Mr. Sudip Mondal
 Address:6-Chowringhee Lane,Ground floor, Kolkata, West Bengal
 Ph No:3322861694
 E-mail:billenium.kolkata@lemonmobiles.com

Kolkata

ASC Name:Subham Computers
 Contact Person:Mr. Nawal Kishor Mishra
 Address:subham.siliguri@lemonmobiles.com83, Bidhan Road Paul
 Building Complex 1st floor, Siliguri,
 Ph No:9434044959
 E-mail:subham.siliguri@lemonmobiles.com

Siliguri

ASC Name:Digitech Service
 Contact Person:PINTU CHATTERJEE
 Address:J.K. Paul Lane,Benachity
 Ph No:9933162824
 E-mail:digitech.durgapur@lemonmobiles.com

Durgapur

ASC Name:R.K.Sales & Service
 Contact Person:ROFECUL ISLAM
 Address:RAMPURHAT NEWBUSTAND(NEAR INDRANAI FURNITURE
 GALI),RAMPURHAT,BIRBHUM
 Ph No:9732174962
 E-mail:RK.birbhum@lemonmobiles.com

BIRBHUM

ASC Name:S B COMMUNICATION
 Contact Person:SOURAV MONDAL
 Address:3 , station Road, Berhampore.murshidabad
 Ph No:9734449611
 E-mail:sb.berhampore@lemonmobiles.com

Berhampore

ASC Name:Rupa Telecom
 Contact Person:Mr.Debdut Khara
 Address:College Para, Basirhat, North 24 Parganas, West Bengal
 Ph No:9153595588
 E-mail:rupatelecom@yahoo.com, rupatelecom@gmail.com

West Bengal

<p>ASC Name:Porama Sales & Service Contact Person:Amit Debnath Address:Bus Stand Complex Market, 37, 1st Floor, Krishnagar, Nadia Ph No:7797042203 E-mail:amitdnath898@gmail.com</p>	Nadia
<p>ASC Name:Dwipshikha Electronics Contact Person:Chitralekha Jawa Address:Kakdwip New market, 94 Busatand, South 24 Pas, West Bengal. Ph No:9564457037 E-mail:swapan_35kak@yahoo.com</p>	Kakdwip
<p>ASC Name:A2Z Mobile Multimedia Contact Person:Bodhisattwa Basu Address:kamarpara, Jalpaiguri, West Bengal, India. Ph No:9932490682 E-mail:reshav@msn.com</p>	Jalpaiguri
<p>ASC Name:New Computer World Contact Person:Prasun Dinda Address:Vill+P.O.+P.S. -Ram Nagar, Distt-Purba Midinipur, West Bengal. Ph No:9434341081 E-mail:dinda_prasun23@rediffmail.com</p>	Ramnagar
<p>ASC Name:Spice Sale Pvt. Ltd. Contact Person:Lalit Agarwl Address:18, Rabindra Sarani, 1st Floor, Room No.#3, Kolkata. Ph No:9800490390 E-mail:spice_kol@yahoo.in</p>	Kolkata
<p>ASC Name:Air Voice Contact Person:Amit Kumar Bera Address:374, Bellious Road, Ner Howrah Maidan, Opposite Sales Tax Building, West Bengal. Ph No:9143400707 E-mail:howrah.airvoide@gmail.com</p>	Howrah
<p>ASC Name:S S enterprise Contact Person:Sulagna Das Address:1, Vidyapith Road, Beside Birati Big Bazaar, Birati, Kolkata, West Bengal Ph No:9143269996 E-mail:ssenterprises_51@yahoo.in</p>	Birati
<p>Arunachal Pradesh ASC Name:Hi Tech Contact Person:Wasim Ahmed Address:Boro Mahajan Building, Po Banderdewwa, Near Bluehill Bus Counter, Distt. Papum Pare. Arunachal Pradesh. Ph No:9436042425 E-mail:capitaltvservice@gmail.com</p>	City banderdewa
<p>Assam ASC Name:K.R.Enterprises</p>	City Sivasagar

Contact Person:Issaqar Rahman
Address:Babupatty,Near ICICI Bank, Sivasagar,Assam
Ph No:987078688
E-mail:issaqrahman@yahoo.com

ASC Name:Netsol Tinsukhia
Contact Person:Mr. M.D. Shakil
Address:TDA Central Plaza, 1st Floor, Tinsukhia, Assam-
Ph No:9435412475
E-mail:netsol.tinsukia@lemonmobiles.com

ASC Name:Speednet @ Ajmera
Contact Person:Mr. Kamal Kishore jain
Address:Ajmera House, Thana Charali, Dibrugarh, Assam-
Ph No:9435030660
E-mail:speednet.dib@lemonmobiles.com

ASC Name:B.S. Cell Point
Contact Person:Mr. Bapan Saha
Address:Dadabhai Shopping Center, Main Road , Hojai, Assam -
Ph No:3674250002
E-mail:bscell.hoj@lemonmobiles.com

ASC Name:Mahabir electronics
Contact Person:Avinash Dutta
Address:Opp. Balaji canvas store, J.B.Road,
Ph No:9954983294
E-mail:mahabir.Jorhat@lemonmobiles.com

ASC Name:DIGITAL WORLD
Contact Person:Mr. Raj kumar singha
Address:RAJA BAJAR COMPEX (Shop no 12B), CRCUIT HOUSE ROAD
(OOP D.S.A) , Silchar 1
Ph No:995416035
E-mail:digitalworldsilchar.lemon@yahoo.in

ASC Name:Gem Palace Trading
Contact Person:Deepak Ranasaria
Address:Keshan Market,Opp. Ranghar Cinema Hall,H. S.
Road,Dibrugarh-1,(Assam)
Ph No:9435330061
E-mail:gem.dibrugarh@lemonmobiles.com

ASC Name:MOBILE SOLUTION
Contact Person:PIYUSH JAIN
Address:MOBILE SOLUTION C/O AHMEDBUILDING H.B ROAD FANCY
BAZARGUWAHATI -1
Ph No:9435112420
E-mail:piyushsarawgi@rediffmail.com

ASC Name:New Micro Solution
Contact Person:Manash Kr. Mandal
Address:Saradha Complex,durgabari Road,Barpeta
Road,Barpeta,Assam

Tinsukhia

Dibrugarh

Hojai

Jorhat

Silchar

Dibrugarh

GUWAHATI

Barpeta

Ph No:9085327767
E-mail:m_solution05@yahoo.co.in

ASC Name:Mobile Care (Golaghat) Golaghat
Contact Person:Ranju Dev
Address:Near Garodia Hardware Store,Dhodar Ali (Main Road),Golaghat,
Assam
Ph No:940129208
E-mail:rajudev72@gmail.com

ASC Name:Mahabir Electronics(Dhubri) Dhubri
Contact Person:Bibek Jain
Address:Opp.-Shahitya Sabha, G.T.B Road, Dhubri, Assam
Ph No:9864361236
E-mail:amit_ajmera25@yahoo.in

ASC Name:D M Mobile Care Champaguri
Contact Person:Pabtira Das
Address:Champaguri, Road No.-8, Opp. Bimal Engineering,
P.O.+P.S.,Distt.-Bongajaom, Assam
Ph No:9706023177
E-mail:phyprabin@yahoo.co.in

Bihar **City**
ASC Name:S.B.D Enterprises Katihar
Contact Person:Mr. Sunil Kumar Meghani
Address:C/O Meghani Pay Phone, Binodpur, opp.krisha Agency, Katihar
Ph No:9430229300
E-mail:sbd.kat@lemonmobiles.com

ASC Name:Vinayak Enterprises Purnia
Contact Person:MR.RAJA
Address:Rajni Chowk, Bhatta Bazar, Purnia
Ph No:9661035141
E-mail:vinayak.pur@lemonmobiles.com

ASC Name:B.M. Trading Patna
Contact Person:Brajesh Kumar Singh
Address:Shop No. 19, Kumar Tower, Boring Road Crossing,
Ph No:9334908375
E-mail:bm.patana@lemonmobiles.com

ASC Name:OM Mobiles Bhagalpur
Contact Person:Mr. Om
Address:Opposite Sai Dignosis Centre,Over Servo Oil Shop,Katras Road,
Dhanbad-826001JharkhandNear Landmark : Bank More Main Guru
Dwara
Ph No:9709359520
E-mail:ommobilesbgp@gmail.com

ASC Name:Uma Mobile Corner Khagaria
Contact Person:Vishal Anand
Address:Lakshmi Cinema Road, Khagaria, Bihar
Ph No:9204032260

E-mail:uma.khagaria@lemonmobiles.com

ASC Name:Baba Mobile Care
Contact Person:Binod Kumar Ojha
Address:Pratap Palace, K.G. Road, Ara, Bihar
Ph No:9386741201
E-mail:baba.ara@lemonmobiles.com

Ara

ASC Name:Albaksh Enterprises
Contact Person:ajay
Address:Dey Market, Kishanganj, Bihar
Ph No:9386482700
E-mail:mobileplaza2000@rediffmail.com

Kishanganj

ASC Name:Sai Enterprises
Contact Person:Mr. Sanjeev Kumar
Address:Kacchi Sarai Road, Near Kanhauli Naka, Muzaffarpur.
Ph No:9931554863
E-mail:saienterprises501@yahoo.co.in

Muzaffarpur

ASC Name:Mobile Care
Contact Person:Ritesh Jain
Address:Parijit Complex, Dak Banglow Crossing, Patna, Bihar
Ph No:9334114257
E-mail:mobile_care@rediffmail.com

Patna

ASC Name:Tamana Enterprises
Contact Person:Parwez Ahmed
Address:Shop No.-3, Shivam Complex, Kathalwadi, Darbhanga, Bihar
Ph No:9546334444
E-mail:servdrb@gmail.com

Darbhanga

ASC Name:Maa Mangla Enterprises
Contact Person:Stish Kumar
Address:Bhojpur Khadi Gramodyog, Bari Bazar Road, Civil Lines,
Buxar, Bihar
Ph No:9431441104
E-mail:k.sat_9431441104@rediffmail.com

Buxar

ASC Name:I T Services
Contact Person:Prashant_srivastava
Address:Behind Bank Of Broad ATM, Municipal Chowk, Chapra, Bihar
Ph No:9334258701
E-mail:itservices.chapra@gmail.com

Chapra

ASC Name:PRATAP COMMUNICATION
Contact Person:RAVI PRATAP
Address:CHURCH ROAD , NEAR St MARRY SCHOOL ,BETTIAH W.
CHAMPRAN, BIHAR
Ph No:9931073296
E-mail:pratapcommunication@yahoo.com

Champran

ASC Name:Shiv Shakti Enterprises
Contact Person:Ranjeet KR Bhagat

Araria

Address: Bhagat Market, A.D.B. Chowk, Araria, Bihar
Ph No: 9931373067
E-mail: mmxshivshakti@rediffmail.com

ASC Name: Tirupati Traders
Contact Person: Rakesh Kumar
Address: Ansari Complex, Shop No.-6, Areraj Road, Balua Chowk, Motihari, Bihar
Ph No: 9386598941
E-mail: tirupati.motihari@lgmobiles.com

Motihari

ASC Name: Kajal Music Centre
Contact Person: Birendra Kumar Gupta
Address: Krishnapatti Chowk, Maharajganj, Jamui, Bihar.
Ph No: 9931073706
E-mail: birendrakumargupta08@rediffmail.com

Jamui

ASC Name: Suraj Mobile & Repairing Centre
Contact Person: Sanjeev kumar
Address: old Bus Stand, Sursund Road (Near J J Hospital), Sitamarhi, Bihar
Ph No: 9973298888
E-mail: suraj.1max@gmail.com

Sitamarhi

ASC Name: Shyam priya mobile.Com
Contact Person: Prem Sharma
Address: Dindayal Chowk, Chowk Bazar Munger, Bihar
Ph No: 9304808494
E-mail: joshi.vinayak2@gmail.com

Munger

ASC Name: Mobiles Care
Contact Person: Sanjay Kumar
Address: Main Road, opp.- ADB Bank, Madhepura, Bihar
Ph No: 9939525204
E-mail: sanjaymobilecare@gmail.com

Madhepura

ASC Name: Maa Pavitri Telecom
Contact Person: Lalan Kumar
Address: Bangow Road, Near Rupawati High School, Saharsa, Bihar
Ph No: 9931373588
E-mail: lalan588@gmail.com

Saharsa

ASC Name: Mobile Point
Contact Person: Suresh Pd. Singh
Address: Laxmi Market, Gandhi Path, Sasaram, Bihar.
Ph No: 9431075885
E-mail: suresh.prasad38@gmail.com

Sasaram

Jharkhand

ASC Name: Cyber Communication
Contact Person: Mr. Arun kumar & mukesh kumar
Address: Shop No. 54, Co-Operative Market Complex, Ashok Nagar.
Ph No: 9931373402
E-mail: cyber.ran@lemonmobiles.com

City
Ranchi

<p>ASC Name:Bhaskar Telelink Contact Person:mr. shashikant gupt Address:DR. J Dubey Complex, Shop No. 5, opp of Badi Masjid, Chhoumuhan Choek, Daltenganj Ph No:9430165753 E-mail:bhaskar.pal@lemonmobiles.com</p>	Palamu
<p>ASC Name:Digital Services Contact Person:Mr.Shish Alam Address:Plaza Market, Near Kallu Chowk, Pugmill Ph No:9334486465 E-mail:digital.hazaribagh@lemonmobiles.com</p>	HAZARIBAGH
<p>ASC Name:GLOBAL AUTOMATION Contact Person:Subroto, Chandan Address:LG-38A, Urmila Tower, Bank More, Dhanbad, Jharkhnad Ph No:9234394311 E-mail:global.dhanbad@lemonmobiles.com</p>	Dhanbad
<p>ASC Name:Mobile Care(Dumka) Contact Person:Rajesh Kumar Prasad Address:Opp-Bus Stand, DumkaJharkhand-814101 Ph No:9934665555 E-mail:rajesh.dumka@gmail.com</p>	Dumka
<p>ASC Name:Shyama Enterprises Contact Person:Sanjeev Kumar Address:Capital Plaza, Purulia Road, Near Dr. Kashayap Eye Clinic, Ranchi, Jharkhand Ph No:9431577957 E-mail:sanjeevshe28@gmail.com</p>	Ranchi
<p>ASC Name:Mobile Clinic Contact Person:Praveen Kumar Address:C1-22D, City Centre, Sector-4/A, Bokaro Steel City, Jharkhand Ph No:9853311131 E-mail:mobileclinic@gmail.com</p>	Bokaro Steel City
<p>ASC Name:S.M. Communication Contact Person:Sumit Manchanda Address:241, Akash Deep Plaza, Golmuri, Jamshedpur, Jharkhand. Ph No:9386483870 E-mail:sm.communication107@gmail.com</p>	Jamshedpur
<p>ASC Name:Astha mobile Sewa Contact Person:Sanjay Kumar Address:Shakti Kanth Market, Opp.-Old Telephone Exchange, Main Road, Giridih, Jharkhand Ph No:9708609741 E-mail:asthamobile@gmail.com</p>	Giridih
<p>ASC Name:Nisha Telecom</p>	Deoghar

Contact Person:Ashok Kumar Barnwal
Address:Stasang Chowk, Opp.- Satsang College, Deogarh, Jharkhand
Ph No:9470900127
E-mail:nishatelecom.deoghar@gmail.com

Manipur

ASC Name:I R Enterprises
Contact Person: Mr. Yambem Roshan Singh
Address:Paona Bazar, Imphal-01 ,
Ph No:3852444863
E-mail:ir.imphal@lemonmobiles.com

City
Imphal

ASC Name:Ibohal Enterprises
Contact Person:Ksh Birla Singh
Address:Kakching Bazar, Manipur
Ph No:9774333030
E-mail:birla012009@gmail.com

Kakching
Bazar

ASC Name:Glamour World

Contact Person:S Swamendrajit
Address:Thoubal Awang Leikai, Manipur
Ph No:9862088127
E-mail:glamourworld@gmail.com

Thoubal
Awang
Leikai

Meghalaya

ASC Name:P.M.MOBILE REPAIRING CENTRE
Contact Person:Mr. Nirmal Kumar Jain
Address:GULISTA FANCY M.Kt. GS R.D. NEAR CANARA BANK
Ph No:9436730283
E-mail:pmmobile.shillong@lemonmobiles.com

City
SHILLONG

Nagaland

ASC Name:Space Net
Contact Person:Mr. Sandeep Sharma
Address:Cross Road Galleria Complex, M.P. Road
Ph No:9612303582
E-mail:spacenet.dimapur@lemonmobiles.com

City
Dimapur

Orissa

ASC Name:URA Mobiles
Contact Person:Mr.Uttam Pal
Address:Station Road, Near City Lodge
Ph No:9777981300
E-mail:ura.bala@lemonmobiles.com

City
Balasore

ASC Name:Channel - 4
Contact Person:Mr.Murli Dhar Nayak
Address:Singh Plaza Dolamundai, Cuttak
Ph No:6713200797
E-mail:channel.cutt@lemonmobiles.com

Cuttak

<p>ASC Name:Black Buck Digital Services Contact Person:Biswajit Dash Address:1st floor, vedbigyan bhawan, shaktinagar Ph No:9861575707 E-mail:black.rourkela@lemonmobiles.com</p>	Rourkela
<p>ASC Name:Orissa Enterprises Contact Person:Mr.Anand Address:Park Street, Behrampur- 2 Ph No:9337764456 E-mail:orissa.berhampur@lemonmobiles.com</p>	Berhampur
<p>ASC Name:Swastik Infotech Contact Person:MR.CHINMAYANANDA JENA Address:S-5, Griner Palace, Near Bus Stop, Bomikhal Ph No:9337707276 E-mail:swastik.bhubaneswar@lemonmobiles.com</p>	Bhubaneswar
<p>ASC Name:SREEVANI TRADERS Contact Person:Mr.K.Mitra Gupta Address:Hotel Kapilas lane, Opp ADB(SBI) New colony Ryagada Ph No:9938271493 E-mail:sreevani.traders@lemonmobiles.com</p>	Ryagada
<p>ASC Name:RT Mobile Contact Person:Mr.Sangram Kumar panda Address:Mahabir bazar, D K Road, Dhenkanal, Orrisa - Ph No:943718788 E-mail:rt.hamir@lemonmobiles.com</p>	Dhenkanal
<p>ASC Name:Kiran Enterprises Contact Person:Kishore Chandra Hota Address:Block Office Road, Aurobindo Nagar, Jeypore-764001. (Orissa) Ph No:9437030398 E-mail:hotakishore@yahoo.in</p>	Jeypore
<p>ASC Name:Swastik Mobile Contact Person:Sujit Garnaik Address:Hatatota, Talcher, Near Dental Clinic, Distt.-Anogul,Orissa Ph No:9776494999 E-mail:sujit.1810@rediffmail.com</p>	Anogul
<p>ASC Name:Space Telecom Contact Person:Swati Mishra Address:Plot No.-43, Bapuji Nagar, Bhubaneshar. Ph No:9439726057 E-mail:space.telc@gmail.com</p>	Bhubaneshar
<p>ASC Name:Babool Mobile Contact Person:Susant Das Address:Near Radhika Lady Park, College Road, Jaganathpur, Bhadrak, Orissa Ph No:9937072562 E-mail:babool.mobile@gmail.com</p>	Bhadrak

<p>ASC Name:Tathastu Infotech Contact Person:Ramani Ranjan Jena Address:College Road, Naygarh, Orissa. Ph No:9937075420 E-mail:adoninfotex@gmail.com</p>	Naygarh
<p>ASC Name:GSM Solutions Contact Person:Nisis Patra Address:Stall No.-14, Kalamandal Road, Bolangir, Orissa. Ph No:9776323834 E-mail:rohitsenisis@yahoo.co.in</p>	Bolabgir
<p>Tripura ASC Name:J A K Enterprises Contact Person:Babul Deb Address:2nd Floor, Rampari Mansion, Datta Super Market, Sakunlata Road, Agarlath, Tripura Ph No:9436122185 E-mail:jakenterprise.agt@rediffmail.com</p>	<p>City Agarlath</p>
<p>NORTH Delhi ASC Name:Mobile Planet Contact Person:Shri Krishan Address:19-20 second floor conner market malviya nagar new delhi Ph No:9958253101 E-mail:krishmohan74@yahoo.in</p>	<p>City Delhi</p>
<p>ASC Name:Vitage Computech Dot Net Contact Person:Mohit Address:A-89, West Patel Nagar, New Delhi Ph No:9212005152 E-mail:vitagecomputech@gmail.com</p>	West Patel Nagar
<p>ASC Name:Vaishnavi Services Contact Person:Arun Tyagi Address:A-1, Acharya Niketan,Mayur Vihar, Phase-1, New Delhi Ph No:9810888885 E-mail:vaishnavi.services@gmail.com</p>	Mayur Vihar
<p>ASC Name:Abhi Services Contact Person:Abhishek Sharma Address:G-20/215, Sector-7, Rohini Ph No:9891065105 E-mail:abhi5277@yahoo.com</p>	Rohini
<p>ASC Name:Care First Telenet Pvt. Ltd. Contact Person:Nitin Jain / Sanjeev Juneja Address:153/D, Opposite Gita Bhawan, Kamla Nagar, Delhi. Ph No:9891233332 E-mail:carefirst.telenet@yahoo.in</p>	Kamla Nagar

Haryana

ASC Name:Bee Ess Aar Communication

Contact Person:Rajiv Gupta

Address:27th First loor, M.C. Market, Behind Nigar Cinema

Ph No:1714006229

E-mail:beeess.ambala@lemonmobiles.com

City
Ambala
Cantt

ASC Name:Cell Point

Contact Person:Manoj kumar

Address:Shop No. 9, Isher Complex, Yamuna Nagar

Ph No:9813923239

E-mail:cellpoint.yamunanagar@lemonmobiles.com

Yamuna
Nagar

ASC Name:Luxmi Telecom

Contact Person:Subhash Saini

Address:Shop No.104,1st Floor, P.P.Tower, Nr.Subash Chowk,Atlas Road,Sonipat

Ph No:9253063350

E-mail:luxmi.sonipat@lemonmobiles.com

Sonipat

ASC Name:Parasnath Telecom

Contact Person:Mr Baldev Raj

Address:Shop No. 17, Gupta Complex, Bishan Swaroop Colony, Nr Prem Hospital

Ph No:1804000360

E-mail:parasnath.panipat@lemonmobiles.com

Panipat

ASC Name:Saini Mobile Repair

Contact Person:Mr. Narender Saini

Address:Kundan Cinema, Safidon Road

Ph No:9315889326

E-mail:saini.jind@lemonmobiles.com

Jind

ASC Name:Service Zone

Contact Person:Praveen Kumar

Address:89, Bishna Market, Sirsa. (Haryana)

Ph No:9215508008

E-mail:service.sirsa@lemonmobiles.com

Sirsa

ASC Name:Shree Service Point

Contact Person:Mr. Sandeep Deswal

Address:8, Naryan Complex, Civel Road

Ph No:9215844846

E-mail:shreeservice.rohtak@lemonmobiles.com

Rohtak

ASC Name:Tara Tele& mobile

Contact Person:Mr. Vivek Chaudhary

Address:Shop no,-3&35Mela Ram School Market, Near Civil Hospital

Ph No:989615500

E-mail:tara.kar@lemonmobiles.com

Karnal

ASC Name:Soni Telecom Contact Person:Vinod Kumar Address:Shop No-44, 1st Floor Neelam Chowk NIT, Faridabad, Haryana Ph No:9312423999 E-mail:sonitelecom.7@gmail.com	Faridabad
ASC Name:Kuruskshetra Communication Contact Person:Manjit Singh Address:Uttam Market, Post Office Street,Mohan Nagar,Kuruskshetra, Haryana Ph No:999116446 E-mail:kkcr.comm@gmail.com	Kuruskshetra
ASC Name:Saini Mobile Care Contact Person:Mahesh Saini Address:Shop No.-32, Phase-1,Abheypur, Panchkula,Haryana Ph No:9815738575 E-mail:sainimobiles@rediffmail.com	Panchkula
ASC Name:Ansh Communication Contact Person:Ajay Verma Address:Near Nokia Care, opp.Air Force School, Delhi Road, Gurgaon, Haryana Ph No:9312180588 E-mail:anshcommunicationansh@gmail.com	Gurgaon
ASC Name:Mobile Palace Contact Person:Narender Singh Address:Shop No.-8, Basement,Red Cross Market, Hissar, Haryana Ph No:9034691006 E-mail:mobilepalace@gmail.com	Hissar
ASC Name:S S R Care Center Contact Person:Sanjay Rastogi Address:Shop No.-437, Shopping Complex, Model Town, Rewari, Haryana Ph No:9812301113 E-mail:sanjay_rustagi@yahoo.com	Rewari
ASC Name:Baba Communication Contact Person:Sumit Address:G1, Shyamji Complex, Bahadurgarh, Distt-Jajjhar, Haryana Ph No:8053680837 E-mail:sumit9918@yahoo.in	Bahaduragh
ASC Name:I. Tech Mobile Repairing Contact Person:Imran Khan Address:Shekhpura Gali No.-2, Kitwari Chowk, Palwal, (Haryana) Ph No:9813170786 E-mail:imran00000786@yahoo.com	Palwal
HP ASC Name:Manoj Enterprices Contact Person:sood ji Address:CABIN NO. 109, PC CHAMBER, OPP. JODHA NIWAS	City Shimla

PARKING, Shimla, Himachal Pradesh
Ph No:2651464
E-mail:manoj.shimla@lemonmobiles.com

ASC Name:Swastik Sales Solan
Contact Person:vikas
Address:Thakur Building, Near CJM Resi., Anand Vihar, Sapoomn
Ph No:9816494475
E-mail:swastik.solan@lemonmobiles.com

ASC Name:Sharma Mobile Repairs Kangra
Contact Person:Anuj Sharma
Address:Gupt Ganga Road opp water suply office, Kangara
Ph No:9817036114
E-mail:sharma.kangra@lemonmobiles.com

ASC Name:Brahma Electronics Una
Contact Person:monoj
Address:mc market una
Ph No:9318622045
E-mail:brahma.una@lemonmobiles.com

ASC Name:Cell Point Kullu
Contact Person:Sunil Khanna
Address:Near Jawala Mata Mandir, Shamshi
Ph No:9857061116
E-mail:cell.kullu@lemonmobiles.com

ASC Name:Mobile Care SUNDER NAGAR
Contact Person:Mr. Naveen Kumar
Address:NH-21, Old Bus Stand, Sunder Nagar, Distt. Mandi
Ph No:9816580674
E-mail:mobilecare.sunder@lemonmobiles.com

ASC Name:Chawla Communication Baddi
Contact Person:Deepak Chawla
Address:Near Laj Dharm Kanta, Sai Road, Distt. Solan (H.P.)
Ph No:9805557555
E-mail:deepakchawla.baddi@yahoo.in

ASC Name:Rattan Mobile Solan
Contact Person:Tilak Raj
Address:Lakkar Bazar, Near Mittal Complex, Solan (H.P.)
Ph No:9816507700
E-mail:rattanmob@gmail.com

Jammu & Kashmir City
ASC Name:Khan Studio DODA CITY
Contact Person:Mr.Mansoor Khan
Address:Old Bus Stand, Doda City, J&K-
Ph No:9906039303
E-mail:khan.jk@lemonmobiles.com

<p>ASC Name:Gips Computers Contact Person:Mr.Shabbir Hussain Address:House No. 74, Ambedkar Nagar ,New High Court Road ,Old Janipur, Jammu. Ph No:9419175721 E-mail:gips.jam@lemonmobiles.com</p>	Jammu
<p>ASC Name:Smart Care Contact Person:Mr MANZOOR HAMID BHAT Address:OPP. HDFC BANK, KARAN NAGAR, SRINAGAR Ph No:9018111102 E-mail:smartcare.jk@lemonmobiles.com</p>	Srinagar
<p>ASC Name:Pee Kay Traders Contact Person:Vishal Mahajan Address:Link Road, Near Forest Office, Udhampur, Jammu & Kashmir Ph No:9796032273 E-mail:itbhai@gmail.com</p>	Udhampur
<p>ASC Name:Shah Electronics Contact Person:Iftkhar Hussain Shah Address:Shop No.-86, Main Bazar Mendhar, Distt.-Poonch, Jammu & Kashmir Ph No:8803298387 E-mail:iftkhar.1984mdr@gmail.com</p>	Poonch
<p>ASC Name:Shanu Mobile Centre Contact Person:Bishnat Kumar Address:Laxmi Market, Ward No.-5, Kathua. Ph No:9419150247 E-mail:bk.elect@yahoo.com</p>	Kathua
<p>ASC Name:Ankur Mobiles Contact Person:Adishvar Mahajan Address:shop No.-3, Bus Stand, Rajouri, Jammu & Kashmir Ph No:9622026861 E-mail:www.adi_shvar@yahoo.com</p>	Rajouri
<p>ASC Name:Amir Telecom Contact Person:Amir Shah Address:Jamia Masjid, Near SBI Bank, Tharathi, Jammu & Kashmir. Ph No:9906068704 E-mail:amirtelecom786@gmail.com</p>	Tharathi
<p>Punjab ASC Name:Alpha Infotech Contact Person:Mr. Yashpal Singh Address:No. 2068/1Burail, Sector-45A, Chandigarh Ph No:9888290217 E-mail:alpha.chandi@lemonmobiles.com</p>	City Chandigarh
<p>ASC Name:13 Balaji Computers Contact Person:Mr. Dinesh Kumar Address:d-10 b.k super market opposite santoshi mata mandir back side</p>	Batinda

dhobi bazar
Ph No:9464980013
E-mail:balaji.bat@lemonmobiles.com

ASC Name:13 Balaji Computers
Contact Person:Mr. Dinesh Kumar
Address:d-10 b.k super market opposite santoshi mata mandir back side
dhobi bazar
Ph No:9464980013
E-mail:balaji.bat@lemonmobiles.com

Batinda

ASC Name:L.S.Mobile Repair
Contact Person:Mr. Gurpreet Singh
Address:Post Office Road Samana
Ph No:9888316926
E-mail:lsmobile.samana@lemonmobiles.com

Samana

ASC Name:GSM Services
Contact Person:nitin
Address:1-B, Liberty? Market,Opp. Railway Link Road.
Ph No:2560540
E-mail:gsm.amritsar@lemonmobiles.com

Amritsar

ASC Name:Shree Communication
Contact Person:batra
Address:126, Ashok Nagar, Basti Sheikh Road
Ph No:9814265656
E-mail:shree.jaladhar@lemonmobiles.com

Jalandhar

ASC Name:Surya Enterprises
Contact Person:raj kumar
Address:Brahaman Sabha Mandir Road, Dinanagar
Ph No:9876997954
E-mail:surya.dinanagar@lemonmobiles.com

Dinanagar

ASC Name:Global Teletec
Contact Person:TK SHARMA
Address:SCO 272, 2nd Floor Sector-32 D, Chandigarh, Punjab
Ph No:5088604
E-mail:global.chandigarh@lemonmobiles.com

Chandigarh

ASC Name:G. M. Telecom
Contact Person:Mandeep Singh
Address:Shop No.-7, New Cloth Market, Near Share Pwnjel Market, Patila,
Punjab
Ph No:9814505020
E-mail:mandy80104@yahoo.co.in

Patila

ASC Name:Parveen Electronics
Contact Person:Mr. Parveen Electronics
Address:House No.-1756/2-3, Mahabir Mandir Road, Rajpura, Punjab
Ph No:9815482310
E-mail:par_electronics@yahoo.com

Rajpura

<p>ASC Name:R K Mobile Contact Person:Rakesh Kumar Address:Friends Colony, Opp-JCT School, Pagwara, Punjab Ph No:9814430959 E-mail:rakesh_2050b@yahoo.com</p>	Phagwara
<p>ASC Name:Shivam Mobile Care Contact Person:Vivek Address:32, Red Cross Market, The Mall, Ferozepur, Punjab Ph No:9914700053 E-mail:mobilecarefzr@gmail.com</p>	Ferozepur
<p>ASC Name:Verma Telecom Contact Person:Dhreej Verma Address:Near SDM Court, DBN Road, Batala, Punjab Ph No:9914460261 E-mail:vermatelecom261@rediffmail.com</p>	Batala
<p>ASC Name:Sai Ji Telecom Contact Person:kamal sony Address:shope no.4 pearl place ghumar mandi Ph No:1615020310 E-mail:sai.ludhiana@lemonmobiles.com</p>	Ludhiana
<p>Rajasthan ASC Name:Aadinath Telecom Contact Person:Mr. Kamal Jain Address:Nr. Dr. Chandra Narayan, Ghee Mandi, Naya Bazar, Ajmer Ph No:9982951217 E-mail:aadi.ajm@lemonmobiles.com</p>	City Ajmer
<p>ASC Name:Akash Enterprises Contact Person:Mr Yogesh Agerwal Address:Opp. Panchayat Bhawan Dist. Sawai Madhupur Ph No:9875151000 E-mail:akash.ganagpur@lemonmobiles.com</p>	Ganagpur
<p>ASC Name:Galaxmial Telecom Contact Person:Mr. Ramesh Verma Address:G-43 Ganpati Plaza, A Block, M I Road Ph No:9001463025 E-mail:galaxmial.jaipur@lemonmobiles.com</p>	Jaipur
<p>ASC Name:Gulati Communication Contact Person:saurabh Address:Shop-7,Plot No 1-D-1, Sheela Choudhary Road, SFS Colony,Talwandi Ph No:9829359620 E-mail:gulati.kota@lemonmobiles.com</p>	Kota
<p>ASC Name:India Cell Service Contact Person:Mr. Mo. Yunush Address:Opp. Prabhat Cinema Station Road, Street Khabadi Market Ph No:9829610730</p>	Jhunjhunu

E-mail:india.jhun@lemonmobiles.com

ASC Name:Ram Sanehi Trading Co.

Jodhpur

Contact Person:Bhupendra bansal

Address:Inside Narshingh Bhawan,Opp.Yash Yamaha Showroom,Behind Shiv mandir, Gol Building circle, Sardharpura,Jodhpur

Ph No:9214897703

E-mail:ram.jodhpur@lemonmobiles.com

ASC Name:S.D. Mobile Center

Bharatpur

Contact Person:Jitender bansal

Address:Shop No.-5, K.B. Plaza, Near Central Bank of India in front of Laxman Mandir, Bharatpur (Rajasthan)-

Ph No:9351623526

E-mail:sdmobile.bharatpur@lemonmobiles.com

ASC Name:SHREE KHETESHWAR TELECOM

BIKANER

Contact Person:narander wadhwa

Address:opp lakhotia chakki durga mandir road hanumangarh, Rajasthan

Ph No:9649002000

E-mail:shree.hanumangarh@lemonmobiles.com

ASC Name:Shreenidhi Mobile

BARAN

Contact Person:gaurav

Address:Dalla Ji Ki Dharam salla ke niche,HOSPITAL ROAD BARAN (RAJASTHAN)

Ph No:9929690003

E-mail:shreenidhi.baran@lemonmobiles.com

ASC Name:Software World

Bhilwara

Contact Person:Parkesh

Address:Bazar No.-2, Behind Police Control Room, Bhilwara, Rajasthan

Ph No:9950937505

E-mail:nikiljain@rediffmail.com

ASC Name:Shri Vinayak Associates

Bundi

Contact Person:Bhanu Sharma

Address:Shri Om Complex, New Dhanmandi Road

Ph No:9660956789

E-mail:shrivinayak.bundi@lemonmobiles.com

ASC Name:Techno key

Udaipur

Contact Person:Harsh

Address:15 B, Opp. Shri Ram Stone, N.R Police Line Tekri road

Ph No:2942485642

E-mail:techno.udaipur@lemonmobiles.com

ASC Name:TIRUPATI TELECOM

DHOLPUR

Contact Person:Mr. Mohsin Khan/Mr.Devendra Parmar

Address:SHOP NO.-12 BHAGWATI MARKET NEAR JAGAN TALKIES JAGAN TIRAHA DHOLPUR

Ph No:9351623526

E-mail:tirupati.dholpur@lemonmobiles.com

<p>ASC Name:Vishwas System Contact Person:krishna Gupta Address:A-27, Subash Nagar, Shastri Nagar, Jaipur ,Rajasthan Ph No:9314190400 E-mail:madan_see@yahoo.co.in</p>	Jaipur
<p>ASC Name:Softcom Mobile Point Contact Person:Syed Eaize Shah Address:Nazar Bazar Road, Tonk, Rajasthan Ph No:9214736304 E-mail:fizeshah@yahoo.com</p>	Tonk
<p>ASC Name:Lahas Telecom Center Contact Person:Bhagwansy Agarwal Address:Damp Road, Hindaun City, Diss.-Karauli, Rajasthan Ph No:9828238988 E-mail:lahastelecom@yahoo.com</p>	Karauli
<p>ASC Name:Aadhunik Care House Contact Person:Mahaveer Prasad Jain Address:12 Market Complex, Purani Subzi Mandi, Birbal Chowk, Sri Ganaanagr. Ph No:9461360400 E-mail:aadhunikcare@gmail.com</p>	Sri Ganganagar
<p>ASC Name:Siddhi Vinayak Telecom Contact Person:Rashid Mohd Address:Shop No.-5, Opp.-Gouttam Ashram, Bajaria, Sawai Madhopur, Rajasthan Ph No:9461173786 E-mail:rashid.saharamobile786@gmail.com</p>	Sawai Madhopur
<p>ASC Name:Guru Vallabh Care Center Contact Person:Ankush Jain Address:Gulab Bagh Road, Opp.-Agarwal Dharamshala, Near Bus Stand, Alwar, Rajasthan Ph No:8104398997 E-mail:guruvallabh_alwar@rediffmail.com</p>	Alwar
<p>ASC Name:Bhumika Electronics Contact Person:Madan Murari Sharma Address:D-82, Chomu House, C- Scheme, Jaipur, Rajasthan Ph No:9828503160 E-mail:bhmikaelec@sify.com</p>	Jaipur
<p>ASC Name:Anshul Services Contact Person:Suresh Gupta Address:Inside Old Telephone Exchange, Hospital Road, Baran, Rajasthan Ph No:9414309030 E-mail:anshulmobilebaran@yahoo.com</p>	Baran
<p>ASC Name:Dollphin Mobiles Contact Person:Hemchand Nagal</p>	Bikaner

Address:Hera Lal Mall, opp.-Railway Station, Bikaner, Rajasthan
Ph No:9214521518
E-mail:hemchandnagal07@gmail.com

ASC Name:Rahul Enterprises

Sawai
Madhopur

Contact Person:Rahul Aggarwal
Address:Kachari Road, Gangapur City, Distt. - Sawai Madhopur, Rajasthan
Ph No:9828268666
E-mail:rahulenterprises77@yahoo.com

UP East

ASC Name:Aarna Infotech
Contact Person:Mr. Dharamveer verma
Address:Suraj Complex Malviya Nagar
Ph No:9161423675
E-mail:aarnainfotech.gonda@lemonmobiles.com

City
Gonda

ASC Name:Avijit Infotech
Contact Person:Mr.Vishnu Pandey
Address:251 ,A.B. Nagar Opp.Collector ganj Unnao - 209801
Ph No:9335353222
E-mail:avijit.unnao@lemonmobiles.com

Unnao

ASC Name:B.R.B.M. Teleservices
Contact Person:Girish Kumar Agrawal
Address:30,V.N.Marg (City Hotel Building) Allahabad-211003
Ph No:0532-24015
E-mail:brbm.allahabad@lemonmobiles.com

Allahabad

ASC Name:Bansal Mobile Sansar
Contact Person:Sandeep Bansal
Address:Kali Devi Chauraha, Purani Bazar Karwi
Ph No:9335869000
E-mail:bansalmobile.chitrakoot@lemonmobiles.com

Chitrakoot
karwi

ASC Name:Care Electronics
Contact Person:Mr. Naval K. Gupta
Address:Shop No. 3, Build. No. 5/11/114, Hamdani Kothi,Pargana Havely,
Reed Ganj.
Ph No:9696985977
E-mail:care.faizabad@lemonmobiles.com

Faizabad

ASC Name:Carewell IT Services Pvt. Ltd
Contact Person:Mr.Amit Asthana
Address:Govind Nagar, Opp. Natraj Cinema
Ph No:5123260261
E-mail:carewell.kanpur@lemonmobiles.com

Kanpur

ASC Name:Chotu Mobile Center
Contact Person:Mr. Radha Krishna Gupta
Address:Rashmi Petrol Pump, Maudaha,
Ph No:9616096160

Maudaha

E-mail:chotu.hamir@lemonmobiles.com

ASC Name:Front Line Computers
Contact Person:Mr. Puneet Kaushik/Mr.R.R.Tiwari
Address:132, Civil Lines, Pakka Talab Chauraha, Pin-206001
Ph No:9219404194
E-mail:front.etawah@lemonmobiles.com

Etawah

ASC Name:G L Services
Contact Person:Mr.Sanjeev Batra
Address:Sri Niwas, IInd Floor, 14, Beni Prasad Road, Lalbagh
Ph No:9839411655
E-mail:saisalempur@yahoo.com

Lucknow

ASC Name:Gupta National Radios
Contact Person:Basant Kr.Gupta
Address:2/74, Ghumna Bazar, Farrukhabad
Ph No:9838648303
E-mail:visheshtelecom@in.com

Farrukhabad

ASC Name:K Mobile
Contact Person:Mr. Sanjeev Singh
Address:FFD-12 3rd Floor, Somdutt Plaza, Kanpur
Ph No:9670037632
E-mail:bablu_kumar946@yahoo.com

Kanpur

ASC Name:Karuna Enterprises
Contact Person:Vikas Jain
Address:Shop No.-3, Bajpai Market, Malik Mau Road, Beli Ganj
Ph No:9792400005
E-mail:karuna.raebareli@lemonmobiles.com

Raebareli

ASC Name:Kaushal Mobile Shop
Contact Person:Anurag Tiwari
Address:Paliwal Complex, King Road, Hamirpur
Ph No:9838630043
E-mail:kaushal.hamirpur@lemonmobiles.com

Hamirpur

ASC Name:MAA Duiza Telecom
Contact Person:suresh
Address:Aryan Samaj Chauraha
Ph No:9935423418
E-mail:chintu2552@yahoo.co.in

Sonebhadra

ASC Name:MAA DURGA ELECTRONICS
Contact Person:MS REKHA R SRIVASTAVA
Address:C 26/1 A,GANESH BAGH,KABIR ROAD,NEAR PETROL PUMP,
VARANASI. PIN:221001
Ph No:9807207811
E-mail:maa.varanasi@lemonmobiles.com

Varanasi

ASC Name:Mobile Place
Contact Person:Mr. Pawan Pandey
Address:Shop no.6, Super market Sultan pur-228001

Sultan Pur

Ph No:9838624713
E-mail:mobile.sult@lemonmobiles.com

ASC Name:Plus Computer Repairing Centre
Contact Person:Sujit Kumar
Address: Shop No.-5, Basement, Modi Tower, Jeevan Shah
Ph No:9453941965
E-mail:pluscomputer.jhasi@lemonmobiles.com

Jhansi

ASC Name:S.S.S. Telecom
Contact Person:Mr. Shailendra Tripathi
Address:SHOP NO.G-4 OF BIHARI BHAWAN 3, S.P MARG, Civil Lines,
ALLAHABAD, Utter Pradesh
Ph No:96161718
E-mail:vikasshrivastav79@rocketmail.com

Allahabad

ASC Name:Sapna Auto Agency
Contact Person:Mr. Dileep Kumar Singh
Address:Wazidpur Tiraha, Jaunpur
Ph No:9336523000
E-mail:sapna.jaunpur@lemonmobiles.com

Jaunpur

ASC Name:Shagun Mobile
Contact Person:santosh prajapati
Address:shop no. 1 jama masjid alamnagar sitapur
Ph No:9839943131
E-mail:shagun.sitapur@lemonmobiles.com

Sitapur

ASC Name:Shipra Electrical & Appliances
Contact Person:Mr. Gaurav Gupta
Address:RD Plaza Shop No.6 Near Agrawal Dhramsala Circular Road
Ph No:9838908332
E-mail:shipra.hardoi@lemonmobiles.com

Hardoi

ASC Name:Shivam Infotech World
Contact Person:Mr. VISHAL PANDEY
Address:PT.Harihar PD. Dubay Marg Betiahata, Gorakhpur
Ph No:9336415312
E-mail:iconinfosys@rediffmail.com

Gorakhpur

ASC Name:Vishal Communication
Contact Person:Mr. Vishal
Address:S. 21/112,A-1 Englishiya Line, Varanasi(UP)
Ph No:983925944
E-mail:vishal.var@lemonmobiles.com

Varanasi

ASC Name:Swastik Telecom
Contact Person:Mr. Shishir Agrawal
Address:Imarti Road
Ph No:9415232277
E-mail:swastik.mirzapur@lemonmobiles.com

Mirzapur

ASC Name:Max Computer & Mobile Services
Contact Person:Alok Tiwari

Banda

Address:Jal Sansthan Road, Gular Naka Banda, Uttar Pardesh.
Ph No:9335877349
E-mail:alok_chp@yahoo.co.in

ASC Name:Khatu Shyam and Company
Contact Person:Gopal
Address:Laxmi Plaza, Near Chawani Chauraha, Opp. Allahabad Bank
ATM, Bahraich
Ph No:9984184166
E-mail:khatu.bahraich@lemonmobiles.com

Bahraich

ASC Name:M.M Communications
Contact Person:Ashwani Kumar
Address:C/o ICON TS,4-Jai Joshi Complex, Medical College Road,
Basharatpur
Ph No:9336422769
E-mail:mm.gorakhpur@lemonmobiles.com

Gorakhpur

ASC Name:Aditya Mobile World
Contact Person:Aditya Kumar
Address:Lal Darwaza, Near Shiv Temple, Distt. - Ghazipur, Uttar Pradesh
Ph No:9415887413
E-mail:chaurasiaaditya1@gmail.com

Ghazipur

ASC Name:Royal Enterprises
Contact Person:Rajesh Singh
Address:opp.- TVS Agency, Near Janta Hotel, Ghandi Nagar Basti, Uttar
Pardesh
Ph No:9839484022
E-mail:rajeshsingh.basti@rediffmail.com

Basti

ASC Name:Shree Shyam Mobile Collection
Contact Person:Jitesh
Address:Amar Jyoti Road, Deoria, Uttar Pradesh
Ph No:983845068
E-mail:sandeep.bansal@gmail.com

Deoria

ASC Name:Sai Service Station
Contact Person:Santosh
Address:Statio Road. Salempur, Uatter pradesh
Ph No:9936702500
E-mail:saisalempur@yahoo.com

Salempur

ASC Name:Harshit Electronics
Contact Person:Desh Deepak Gupta
Address:Brighu Ashram, Near Purranchal Cinema, Ballia, Uttar Pradesh.
Ph No:9305750110
E-mail:ddg74@yahoo.com

Ballia

ASC Name:Satyam Communication
Contact Person:Satyam Mehrotra
Address:Lohiya Chowk, Shahzadpur, Akbarpur, Ambedkar Nagar, Uttar
Pradesh.

Ambedkar
Nagar

Ph No:9919499571
E-mail:satyam.akb@rediffmail.com

ASC Name:Shivam Infotech
Contact Person:Vishal Pandey
Address:Civil Lines Road in front of Jila Panchayat Karyalay, Deoria (Uttar Pradesh)
Ph No:9336415312
E-mail:shivaminfotechworld@gmail.com

Deoria

ASC Name:M D Mobile Solutions
Contact Person:Anoop Prajapati
Address:Near RTO Office, Lakhimpur, Sitapur(Khieri), Utter Pradesh
Ph No:9506556666
E-mail:mdmobilesolutions77@gmail.com

Sitapur

ASC Name:Jaiswal Services
Contact Person:Navendera Jaswal
Address:Infront Of Dadua Bazar, Post Office, Sahabganj, Station road, Gonda, Utter Pradesh
Ph No:9475765656
E-mail:jaiswalservices@gmail.com

Gonda

UP West

ASC Name:Arya Electricals
Contact Person:Vikas Sharma
Address:Lakshmi Talkies Market ,Kamla Bazar ,Hathras
Ph No:921942865
E-mail:aryaelectrial@yahoo.com

City
Hathras

ASC Name:Dev Telecom
Contact Person:Yogesh,Manoj,amit
Address:Dhimanpura,Near Muzaffarnagar Bus Stand,Opp.Indian Overseas Bank
Ph No:9219516400
E-mail:dev.telecom@yahoo.co.in

Shamli

ASC Name:Gauri Infocare
Contact Person:Mr. Vinod kumar,Rajkumar
Address:20,Ratan vihar complex, suhag nagar
Ph No:9319755155
E-mail:gauri.firozabad@lemonmobiles.com

Firozabad

ASC Name:Hari Om Cellulars
Contact Person:Mr. Vikrant Gupta
Address:Bara Bazaar, Shamli, Distt. Muzaffarnagar - 247776, (U.P)
Ph No:9758006791
E-mail:hari.sh@lemonmobiles.com

Shamli

ASC Name:India Electronics
Contact Person:Mr. Saeed khan
Address:A 77 Bank Street opp. Scout guide school Lalkurti, Meerut, (U.P)
Ph No:9997692165
E-mail:india.mee@lemonmobiles.com

Meerut

<p>ASC Name:Infocare Contact Person:Prabal Bansal Address:#13,14, Vikram Arcade Railway Road, Aligarh Ph No:9359588880 E-mail:infocare.aligarh@lemonmobiles.com</p>	Aligarh
<p>ASC Name:Jai Baba Electronics (UT) Contact Person:Mohit Rajput Address:H.No.G-26,1st Floor,Near Panch Mandir,(Udham Singh Nagar) Ph No:9927871661 E-mail:jai.rudrapur@lemonmobiles.com</p>	Rudrapur
<p>ASC Name:Jain Sons Contact Person:V. K Jain Address:3-A, Raghu Shopping Complex, M.G. Road, Agra, Utter Pradesh Ph No:5624000215 E-mail:jain.agra@lemonmobiles.com</p>	Agra
<p>ASC Name:Kissan Communication Contact Person:Mr. Vivek Arya Address: New Railway Station, Nehru Road,Baraut , Baghpat (U.P.)-250611 Ph No:9359366111 E-mail:kissan.baghpat@lemonmobiles.com</p>	Baghpat
<p>ASC Name:Krishna Electronics & Telecom Contact Person:Mr. Gurucharan Singh Arora Address:1 Agrawal Market,Muzaffarnagar-251002(UP) Ph No:9897950263 E-mail:krishna.muz@lemonmobiles.com</p>	Muzaffar nagar
<p>ASC Name:Majid Telecom Contact Person:Mr.Abdul Majid Address:G.K. Complex Near PNB Kotdwar Road Najibabad Dist> Bijnor- Ph No:989747068 E-mail:majid.bij@lemonmobiles.com</p>	Bijnor
<p>ASC Name:S.S. Computers Contact Person:Ankit Mishra Address:Near Raj Marriage Home, Haridarshan Nagar, MainPuri (U.P) Ph No:9259518106 E-mail:ss.mainpuri@lemonmobiles.com</p>	Mainpuri
<p>ASC Name:Shree Balaji Communication Contact Person:mayur Address:First Floor,Sharad Gyaan Complex ,Opp.Dr.S.C.Gupta Compound Ph No:9219656300 E-mail:shree.bulandshahr@lemonmobiles.com</p>	Bulands hahr
<p>ASC Name:Triveni Computer Service</p>	Etah

Contact Person:Vinod Kunar
Address:688/01 Vijay Nagar,In Front of Sarda Cinema,Thundi Sarak.
Ph No:9368111681
E-mail:triveni.etah@lemonmobiles.com

ASC Name:Ujjwal Telecom Dehradun
Contact Person:Mr.Roshan
Address:42 omkar road Behind GPO, Chukuwala, Dehradun
Ph No:9897388800
E-mail:ujjwal.dehradun@lemonmobiles.com

ASC Name:V.M. Computer Services GHAZIABAD
Contact Person:Akash Singh
Address:C/O Money Communication ,Shop No.1, C-22, RDC,
GHAZIABAD(U.P.)
Ph No:1204568495
E-mail:jp.sharma83@gmail.com

ASC Name:Websity Computers Shajahanpur
Contact Person:C.M.Jauhari,Dharam Veer Singh
Address:71, Tarin Bahadurganj, Near Clock Tower
Ph No:9235428272
E-mail:websity.shajahanpur@lemonmobiles.com

ASC Name:Vidhi Mobile Point Noida
Contact Person:Pradup Awana
Address:Shop No-1, Horam Complex, Naya Bass, Sec-15, Noida,Uatter
Pardesh
Ph No:1204358655
E-mail:vidhimobilepoint@gmail.com

ASC Name:Care point Ghaziabad
Contact Person:Sachin Choudhary
Address:GLF-2, Opp. Reliance Treands, Opp. R K Banqute, G. T. Road.
Ghaziabad, Uatter Pardesh
Ph No:9910686809
E-mail:sachin4_chaudhary@yahoo.com

ASC Name:Vaibhav Telecom Badaun
Contact Person:Sonia
Address:Hatal Ajenta Complex, Opp. Roadways Bes Stand, Badaun, Utter
Pardesh
Ph No:9258756660
E-mail:vaibhavtele@rediffmail.com

ASC Name:Rathore Electronics Pilibhit
Contact Person:Vijay Rathore
Address:Madhuban Complex, Ground Floor, Pilibhit,Uttar Pradesh
Ph No:9259316555
E-mail:vijayrathore20@yahoo.com

ASC Name:Shri Balaji Infotech Gajroula
Contact Person:Mukesh Tomer
Address:1st Floor, Nagar PalikaMarket, Opp.Ramabai Degree College,

Gajroula, Uatter Pradesh.

Ph No:9258877388

E-mail:mukee.tanwar@gmail.com

ASC Name:A- Care Centre

Contact Person:Ashok Goyal

Address:Blok No.-28/2, B-111, Jyoti Building, Opp. Post Office, Sanjay Palace, Agra, Uttar Pradesh.

Ph No:9319380777

E-mail:ankurcare.agra@gmail.com

Agra

ASC Name:Aarohi Services

Contact Person:Aarti Tondon

Address:SA-21, D.D. Puram, Bareilly, utter pradesh

Ph No:9927412345

E-mail:aarohiservices@gmail.com

Bareilly

ASC Name:Tirupati Enterprises

Contact Person:Manu Tyagi

Address:Pooja Complex, Opp civil Court,Court Road, Saharanpur, Ph No:9837690000

E-mail:service.saharanpur@gmail.com

Saharanpur

ASC Name:R.K INFOTECH

Contact Person:alok gupta

Address:G-3 AATITHYA PALACE COMPLEX, SONKH ADDA, JUNCTION ROAD

Ph No:9319999666

E-mail:rk.mathura@lemonmobiles.com

Mathura

ASC Name:Prem Computer Services

Contact Person:Vinay Kumar

Address:Roop Complex, Nadrai Gate, Kasganj, Kashi Ram Nagar, Uttar Pradesh

Ph No:9837403904

E-mail:vinayinfo2000@yahoo.com

Kasganj

ASC Name:Krishika Telecom

Contact Person:Sunil Kumar

Address:Front of R K Plaza, Gurudwara Market, Railway Road, Hapur,Gaziabadh, Uttar Pradesh

Ph No:9219132812

E-mail:krishikatelecom@gmail.com

Hapur

ASC Name:Shiv Telecom

Contact Person:Ankit Kumar

Address:Opp.- Modi Nagar Dharam Kanta,Near Raj Chopla, Modinagar, Ghaziabad, Uttar Pradesh

Ph No:9319486010

E-mail:shiv.ankit09@gmail.com

Modi
Nagar

ASC Name:Shree Balaji Infotech(Moradabad)

Contact Person:Mukesh kumar

Moradabad

Address:Near Taj Banqute, Ahuja Dudh Bhandar, Loco Shed, Moradabad,
Utter Pradesh
Ph No:9219901466
E-mail:mukee_tanwar@yahoo.com

ASC Name:Choudhary Service Centre
Contact Person:Adil Choudhary
Address:Nawab Gate, Mala Road, Rampur, Utter Pradesh
Ph No:9690500786
E-mail:adil.choudhary@yahoo.in

ASC Name:Shree Jee Traders
Contact Person:Arun Bharghav
Address:Bazar Jatt, Near Tehseel, Amroha, J P Nagar, Utter Pradesh
Ph No:9319728799
E-mail:shreejeetraders@ymail.com

ASC Name:Ask Enterprises
Contact Person:Adarsh Aggarwal
Address:Dr. Zakir Hussain Road, Dhampur, Bijnor, Utter Pradesh
Ph No:9358581144
E-mail:adarsh.sanchar@yahoo.com

Uttranchal

ASC Name:Connecting Communication
Contact Person:Manish Verma
Address:G-76, New Ansari Market, Gurudwara Road, Jwalapur, Haridwar,
Uttarakhand
Ph No:9359246415
E-mail:manishverma.hdr@gmail.com

ASC Name:Mobile World(Roorkee)
Contact Person:Shahnawaz Ahmed
Address:Close to Kundan Sweets, Opp.- Masjid, 20 Civil Lines, Roorkee,
Uttarakhand
Ph No:9897858255
E-mail:mobileworld.roorkee@gmail.com

ASC Name:V.K.Mobile World
Contact Person:Vivek Arora
Address:Opp.- Roadways Bus Stand, Drona Sagar Road, Kashipur,
Uttarakhand
Ph No:9568222223
E-mail:vivekksp93@gmail.com

ASC Name:Ashirwad Mobile Hub
Contact Person:Anshul Johar
Address:Shop No.-1, Uttaranchal Trade Centre,Near Kumaon Jewellers,
Tikonia Chauraha, Haldwani, Nainital, Uttrakhand
Ph No:9759664242
E-mail:asp.haldwani@gmail.com

SOUTH AP

City

<p>ASC Name:S.S. Bharti Communication Contact Person:L. Sudarshan Rao Address:8-9-100/12, Victory Estate, J.P. N Road, Chourastha, Andhra Pradesh. Ph No:9346552223 E-mail:ssbharti05@gmail.com</p>	Warangal
<p>ASC Name:Sri Chakra Mobile Contact Person:Anil Kumar Address:Shop No. 4 , Shareef Complex , Nr. New Bus Stand, Mahbub nagar. Ph No:9396333111 E-mail:shri.mah@lemonmobiles.com</p>	Mahbub Nagar
<p>ASC Name:LAXMI SREENIVASA ENTERPRISES Contact Person:Mr. V.MAHENDRANADHA REDDY Address:H.NO.9-7-37, Opp. MASJID, KASBA BAZAR Ph No:9849836531 E-mail:mslaxmi.kha@lemonmobiles.com</p>	KHAMMAM
<p>ASC Name:S V Technologies Contact Person:Ravikumar Address:Door No-1/331,Maruthi nagar,National lodge complex, Opp: New Apstrc busstand ingate, Kadapa Ph No:9396999044 E-mail:sv.kad@lemonmobiles.com</p>	KADAPA
<p>ASC Name:Anwar Communication Contact Person:Mr. Zakir Address:C/oANWAR MOBILES SERVICE CENTRE, Shop NO. 9 , Bhupal Complex , Park Road , Kurnool Ph No:9866026731 E-mail:anwar.kur@lemonmobiles.com</p>	Kurnool
<p>ASC Name:SAAROOPYA MOBILES Contact Person:Subramanyam Address:# 3-4-126,Beside janapriya bus stop, Annapurna colony,main road,Mallapur. Ph No:9704665166 E-mail:mssaaroo.mall@lemonmobiles.com</p>	SECUNDE RABAD
<p>ASC Name:Vashnavi Technologies Contact Person:V.Satyanarayana Rao Address:Flat no 105, Rajsree apartments, # 29-4-20, kodandaramireddy street, Beside Ing vysa bank, Governorpet. Ph No:9949941400 E-mail:vashnavi.vija@lemonmobiles.com</p>	Vijayawada
<p>ASC Name:M.V. Distributors Contact Person:M. Chandramouli Address:# 3-185, Bairmal Street, Nandyal, Kurnool District. Ph No:9849840006</p>	Nandyal

E-mail:mv.kur@lemonmobiles.com

ASC Name:Bharathi Mobile shoppe
Contact Person:Dhanunjaya Reddy
Address:# 11/40, ladies club bldg, subash road, Anantapur.
Ph No:9866347317
E-mail:tdreddy123@gmail.com

Anantapur

ASC Name:New Vision Comm.
Contact Person:srinivasarao.b
Address:Nehru Road, UPSTAIR Plastic World, Srikakulam.
Ph No:9849228121
E-mail:newvision.Srikakulam@lemonmobiles.com

Srikakulam

ASC Name:SRI SAI Comm.
Contact Person:Mr.Mani
Address:1-7-301, SHOP NO.-26, Hardy complex M.G.Road.
Ph No:32436463
E-mail:sisai.secundrabad@lemonmobiles.com

Secunde
rabad

ASC Name:Hi Fi Mobile
Contact Person:Mr.Satish Reddy
Address:# 6-133 Opp: Hetero Pharmacy, Dwarkapuri colony,Chintal,
Hyderabad.
Ph No:9291503773
E-mail:hifi.hyderabad@lemonmobiles.com

Hyderabad

ASC Name:Arun Cell Care
Contact Person:N.G. Arun kumar swamy
Address:D.no: 47-3-18/5, shop no: 05, Sri nilaya complex, Dwaraka nagar
5th lane Visakhapatnam.
Ph No:9885036143
E-mail:aruncell.visakhapatnam@lemonmobiles.com

Visakha
patnam

ASC Name:CMT COMMUNICATIONS
Contact Person:K.TEJA
Address:# 13-7-796-14-B, TUDA OFFICE ROAD, TIRUPATHI
Ph No:9393620209
E-mail:cmt.tirupathi@lemonmobiles.com

TIRUPATHI

ASC Name:Sri Sai Communication
Contact Person:Rajesh
Address:Shop No. 08, Mounika Complex, Bellampally
Chourasta,Mancheriyal.
Ph No:9394143420
E-mail:sisai.mancheriyal@lemonmobiles.com

Mancheriyal

ASC Name:Vasavi Associates
Contact Person:Vvssmanikaya Rao
Address:4/1, Arundelpet, opp. Ing Vaysa Bank, Guntur, Andhra Pardesh
Ph No:9885390817
E-mail:jobsheet-9@gmail.com

Guntur

<p>ASC Name:R.K. Mobile Services Contact Person:Mr. Pavan Kumar Address:R.K MOBILES SERVICE, SHOP NO:1, 1ST FLOOR, OPP-MUNI RATHNAM MOTORS, BESIDE PROFESSIONAL COURIER, KAMALA NAGAR, RAJU ROAD, ANANTAPUR-515001 Ph No:9885908738 E-mail:RK.ananthapur@lemonmobiles.com</p>	Ananthapur
<p>ASC Name:Om Mobiles Contact Person:G. Gyanender Address:2-9-44/7, Siti Cable Lane, Jammikunta, Distt.-Karimnagar, Andhra Pradesh Ph No:9849869285 E-mail:om.jmkt@gmail.com</p>	Karimnagar
<p>ASC Name:Siri Agencies Contact Person:Mr. Raghu Babu Address:F9 Shutter 2nd Floor, KR & MS Reddy Complex, Hanmakonda, Andhrapradesh Ph No:9346311223 E-mail:raghunallapu2010@gmail.com</p>	Warangal
<p>ASC Name:Sagarika Technologies Contact Person:Mrs. Sagarika Address:# 2-8-40, Circus Ground Lane, Mukarampura, Karimnagar. Ph No:9866423456 E-mail:sagarika.technologies@yahoo.in</p>	Karimnagar
<p>ASC Name:Tirumalaa Electronics Contact Person:S Naga Praveen Address:D No.-16-2-268, Behind Mayuri Restaurent, Pogathola, Nellore. Ph No:9347033153 E-mail:tirumalaa.nellore@lemonmobiles.com</p>	Nellore
<p>ASC Name:R.S. Communication Contact Person:Mr. Raju Address:6-5-3, Viswalaxmi Complex, Beside Aircel Office, Hyderabad Road, Nalgonda. Ph No:9885399868 E-mail:rs.naglonda@lemonmobiles.com</p>	Nalgonda
<p>ASC Name:SRI CHAKRI MOBILES PLAZA Contact Person:K.CHAKRADHAR Address:Shop No 3, C.V.N. Complex, Opp:Thatha Building's, Sivalayam Road, Ongole, Prakasam Dist. Andhra Pradesh Ph No:8008350555 E-mail:chakrihhp@gmail.com</p>	Ongole
<p>ASC Name:Sai Cell Solutions Contact Person:K.Rama Subbaiah Address:Bhavana Hospital Complex, Opp.-Kotla Circle,M.M. Road, Adoni, Andhra Pradesh Ph No:9703265876</p>	Adoni

E-mail:saillemon.adoni@gmail.com

Karnataka

ASC Name:Padmashree Enterprise
Contact Person:Mr.Prabhakar shetty
Address:No.406, 2nd floor, Kunil centre, Hampankatta, Mangalore-1
Ph No:9035560006
E-mail:padma.mang@lemonmobiles.com

City
Mangalore

ASC Name:N R Marketing
Contact Person:Mr.N R Rafi
Address:S.NO 27 CHETNA HOTEL ROADMUSLIM HOSTEL
COMPLEXDAVANGERE
Ph No:9886031355
E-mail:rafi_nr07@yahoo.com

Davangere

ASC Name:Nayana Enterprise
Contact Person:Mr. Reddy
Address:G-28,Eureka Centre,Kopikkar road Hubli-20
Ph No:9945698626
E-mail:nayana.hub@lemonmobiles.com

Hubli

ASC Name:Chinmaya Mobile
Contact Person:Mr. Chandrasekar
Address:Sharda talkies road, Bazar street, Kolar
Ph No:990222727
E-mail:chinmaya.kol@lemonmobiles.com

Kolar

ASC Name:M.Gouse Mobile Service Centre
Contact Person:Mr. Mahammadgouse
Address:Anjuman Complex, Shop No.- 26 Near Bus stand, Mantur road,
Pin-587313
Ph No:9663335556
E-mail:mgouse.mudhol@lemonmobiles.com

Mudhol

ASC Name:Cell Solutions
Contact Person:SREENAG.S.N
Address:3rd Cross, Durgigudi,Park Extension.Shimoga
Ph No:9844174143
E-mail:cell.shimoga@lemonmobiles.com

Shimoga

ASC Name:Cell-N-Care
Contact Person:Satish V.Bhatkal
Address:G-01, Shivdad Appartment,Opp. Maladevi Ground, Main
RoadKarwar.
Ph No:9844061001
E-mail:cell.karwar@lemonmobiles.com

Karwar

ASC Name:Canara Telecommunication
Contact Person:Mr. Rajesh
Address:1225, 1st cross, Krishnamurthy Puram, Opp. Vjasaraj
MuttMysore.
Ph No:9845097967
E-mail:canara.mysore@lemonmobiles.com

Mysore

<p>ASC Name:Mobile World Contact Person:T S AZEEM Address:MOBILE WORLD S H COMPLEX NAWAYATH COLONYBhatkal Ph No:9845532167 E-mail:tsazeem@hotmail.com</p>	Bhatkal
<p>ASC Name:Mobile Solutions Contact Person:PRASHANT Address:Opp. Ram Mandir, Ram Mandir RoadBijapur Ph No:9945622345 E-mail:mobile.bijapur@lemonmobiles.com</p>	Bijapur
<p>ASC Name:M S N COMMUNICATION Contact Person:Jaffar Shariff Address:#32, Shop No.3, Arvind Complex, Beside Sanimahatma Temple (Near Banashankari Temple) Banashankari, Kanakapura Road, Bangalore Ph No:9342886000 E-mail:jaffarshariff11@yahoo.com</p>	Bangalore
<p>ASC Name:S V Technology Contact Person:BASAVARAJA M Address:651/B/17, 1st Main, D Block, 2nd Stage, Rajajinagar Ph No:9448668446 E-mail:sv.bangalore@lemonmobiles.com</p>	Bangalore
<p>ASC Name:My Mobile Care Contact Person:Praveen / Kumar Address:1st Floor , 286/1 , Begur Road, Bommanahalli, Bangalore. Ph No:9341333512 E-mail:mymobile@lemonmobiles.com</p>	Bangalore
<p>ASC Name:Movil Servico Contact Person:Ananth Address:Office No.27, 1st Floor, Opp. KEB Office, 5th Main Ganganagara, Bangalore-32, Karnatka Ph No:9535176767 E-mail:movilservico@gmail.com</p>	Banglore
<p>ASC Name:Chandrika Electronics Contact Person:Tekkalakota Narasimhalu Address:Shop No.-3, SLV Towers, Parvathi Nagar, Main Road, Bellary.Karnatka Ph No:8392267329 E-mail:chandrika.bellary@rediffmail.com</p>	Bellary
<p>ASC Name:Sreenivasa Electronics Contact Person:Srihari Rao Amberkar Address:10-7/16/D1, NV Complex, SB Temple Road, Gulbarga'Karnatka Ph No:9632233383 E-mail:sreenivaselectronics@yahoo.co.in</p>	Gulbarga
<p>ASC Name:NAGASHREE COMMUNICATIONS</p>	Udupi

Contact Person:Mr. MAHESH
Address:Shop no-6, 1st, floor, Naraharicomplex, Kalsanka
Ph No:9241462068
E-mail:nagashree.udupi@lemonmobiles.com

ASC Name:I Brain Digital Gadget Solutions
Contact Person:Prasad Pednekar
Address:1st Floor, Unit#3, CTS No.-2840, Yash PALace, opp. Samadevi Temple, Sanyukta Maharashtra Chowk, Khadebazar, Belagum.
Ph No:8050484903
E-mail:ibrainsupport@gmail.com

Kerala

ASC Name:MOBILE LAB
Contact Person:PRABEESH
Address:Darusalam Complex, L.G. Road
Ph No:495304532
E-mail:mobilelab.calicut@lemonmobiles.com

City
Calicut

ASC Name:SKYCELL
Contact Person:Rasaludeen
Address:MUTHOOT CHAMBERS, VADAYATTUKOTTA ROAD,KOLLAM - 691001
Ph No:9846108531
E-mail:skycell.kollam@lemonmobiles.com

KOLLAM

ASC Name:V3 Mobi Care
Contact Person:Udaif Paramban
Address: First floor,Am building,court road,opp old bus stand, Manjeri,malappuram (dt)KERALA
Ph No:9747496000
E-mail:hudaifap@yahoo.com,v3mobicare@gmail.com

Manjeri

ASC Name:Doctor Fone Services
Contact Person:K.N.DANI
Address:1st floor, Prateeksha Buildings, Rajaji Road, Cochin
Ph No:9846002563
E-mail:doctorfone@yahoo.com

cochin

Tamilnadu

ASC Name:Sri Vishnu Agency
Contact Person:Mr.Sugavaneswaran
Address:e9.suresh electricals complex.3rd floor. Rajagopal gounder street.Dharmapuri.636709
Ph No:9080569002
E-mail:sreedevi.dhar@lemonmobiles.com

City
Dharmapuri

ASC Name:Systematic Communication
Contact Person:Mr.Venkatesh
Address:Old NO.36,New No.30, Azizmulk 1st street, Thousandlight, Chennai-600006
Ph No:9840567556
E-mail:systematic.chennai@lemonmobiles.com

Chennai

<p>ASC Name:ALLIED ELECTRONICS Contact Person:Mr. Thomas Jacob Address:266C, Advaida Ashram Roads, Near New Bus Stand Ph No:9842446067 E-mail:allied.salem@lemonmobiles.com</p>	Salem
<p>ASC Name:South India Solutions Contact Person:Mr. Athaula Address:V.A.G.Complex (Near Palace Cafe) 27, Katpadi Road, Vellore Pin-632004 Ph No:9865804191 E-mail:vellore.lemon@gmail.com</p>	Vellore
<p>ASC Name:SRK Micro Mobile Contact Person:P.Rajkumar Address:Shop No.37 Century Tower,No.638 Sathy Main Road ,Near GP Hospital,Gandhipuram Ph No:934552690 E-mail:srk.coimbatore@lemonmobiles.com</p>	Coimbatore
<p>ASC Name:Kumar Mobile Care Contact Person:kumar Address:51, Dhanush Complex, Kappan st, Theni-625531. (Tamilnadu). Ph No:9994918693 E-mail:kumarmobile.theni@lemonmobiles.com</p>	Theni
<p>ASC Name:Sri Sai Enterprises Contact Person:bhanu sharma Address:83, Thennansalai Road, Sanjay Ghandhi Nagar, Pondicherry-13, Ph No:9994918693 E-mail:srisai.pondicherry@lemonmobiles.com</p>	Pondicherry
<p>ASC Name:Sri Shardha Electronics Contact Person:S. Gurusrinivassan Address:66 A/9, babuji Nagar, Madurai road, Tirunelgji Junction, Tamilnadu Ph No:9443131062 E-mail:guru.srinivass@gmail.com</p>	Tirunelgji Junction,
<p>ASC Name:K.K. Swamy Agencies Contact Person:K.K.SAMY Address:No. 400/A, Mettur Main Road, Bhavani Ph No:9629576666 E-mail:kkswamy.bhavani@lemonmobiles.com</p>	BHAVANI
<p>ASC Name:Mobile India Contact Person:T.RAVI Address:9,GST ROAD, Tambaram Sanatorium, Opp. To fire Station, Chennai, Tamilnadu Ph No:9566073603 E-mail:mobileindia.chennai@lemonmobiles.com</p>	Tamilnadu
<p>ASC Name:Harish Mobiles</p>	Tiruvann amalai

Contact Person:M Harish
Address:No.-25-B, K.S. Complex, Thiruvoodal Street, Tiruvannamalai-1,
Tamilnadu
Ph No:9790150076
E-mail:spicetvmalai@gamil.com
ASC Name:The Chennai Cell
Contact Person:M. Anbalagan
Address:46/12, Pearl Plaza, vasanth & Co. Complex, (Back Side),
Thevarapuram Road, Tuticorin Road, Tamilnadu
Ph No:9976181633
E-mail:thechennaicelltuty@gmail.com

Tuticorin

ASC Name:Venus Institute of Cell Phone Technology
Contact Person:Kingslin Johnson
Address:284, Kumaran Plaza, Kumaran Road, Tirupur.
Ph No:9442340001
E-mail:vicktking40001@gmail.com

Tirupur

ASC Name:Redeemer Electronics
Contact Person:D Godwin Dhinakaran
Address:173/5A, Pillars Gate, Opp. Anna Stadium, Vadasery, Nagercoil,
Distt. Kanyakumari, Tamilnadu.
Ph No:9443453490
E-mail:dinakaran dg@hotmail.com

Kanyakumari

West

Chattisgarh

ASC Name:Ideal Mobile & Computer
Contact Person:Dilip Kumar
Address:Shop No.-2, Plot No.-781, Kamla Complex, Subhash Chowk,
Opp.-Pushplata Gurdan, Niharika Korba
Ph No:9827494129
E-mail:sudeshwardewangan@yahoo.com

City
Korba

Goa

ASC Name:Unique Tele Services
Contact Person:PARMANAND TELAGINAMANI
Address:A-19, Basement, Osia Commercial Arcade, Near KTC Bus Stand
Ph No:9326139768
E-mail:unique.margao@lemonmobiles.com

City
Margao

Gujrat

ASC Name:Jay Zulelal Telecom
Contact Person:Ramesh
Address:24, Apna Bazar, Muncipal Shopping Center, Near Ice Factory,
Anand, Gujrat
Ph No:9998783453
E-mail:dipesh_thaker2002@yahoo.com

City
Anand

ASC Name:S K Services
Contact Person:Rachana K Patel
Address:214, Prathibha Complex , 2nd Floor Opposite , Gandhigram
Railway Station Ellisbridge Ahmedabad
Ph No:9904043477

Ahmedabad

E-mail:sk.services24@gmail.com

ASC Name:Kash Peripherals
Contact Person:Upendra rangrej
Address:06/669, Lal Darwaja, Moti Sheri
Ph No:9824112347
E-mail:upendra@kashperi.com,upendra_rangrej@yahoo.com

Surat

ASC Name:Padmavati Communication
Contact Person:Mr. Manas Maheshkumar Shah
Address:GF-7, B N Chambers, Nr Police Headquarters, Godhra
Ph No:9428545305
E-mail:godhra.service@gmail.com

Godhra

ASC Name:Krishna Mobiles
Contact Person:Mr. Keyur Ghandhi
Address:GF-23, Blue Diamond Complex, Fatehganj
Ph No:9898040108
E-mail:keyur_mobile@yahoo.com

Vadodra

ASC Name:Bhakti Mobile
Contact Person:Jagdish G Jethwani
Address:near Post Office,Station Road,Dahod,Rajasthan
Ph No:9558844333
E-mail:bhaktimobile@hotmail.com, manishtahod@yahoo.com

dahod

ASC Name:MOBITEL SERVICES
Contact Person:Mihir Vajaria
Address:GF-21, Business Centre, Rupam Chowak, Bhavnagar, Gujrat
Ph No:9825453555
E-mail:mobitel_services@yahoo.com

Bhavnagar

ASC Name:Perfect Communication
Contact Person:Rajesh K Shah
Address:10, shankar Shopping Centre, Near Water Canal, opp. rudraksh
Complex, Odhav-15, Old Ahemdabad. Gujrat
Ph No:9825009490
E-mail:p_communication92@yahoo.co.in

Old
Ahemdabad

ASC Name:K.K. Mobile Zone
Contact Person:Kaushik G. Shah
Address:Kaveri Complex, Shop No.-L-5, 20, NEw Jagnath, Yagnik Road,
Rajkot, Gujrat.
Ph No:9898628269
E-mail:kk_cool2002@yahoo.com

Rajkot

Maharastra

ASC Name:Sai Telecom
Contact Person:Mr. Pardeepkumar Ishwar Mote
Address:Shop No.148, Building No.1/2, Muncipal Complex Mall, Near
Shivaji Chowk, Old Panvel(MH)
Ph No:9967965370
E-mail:sai.pan@lemonmobiles.com

City
Panvel

<p>ASC Name:Krisna Computer Contact Person:Mr. Manoj b. Tiwari Address:NEW GANDHI MARKET COMPLEX NO.112, SHO NO. 180, BESIDE INDIRA MAHILA BANK, LATUR Ph No:996024627 E-mail:kcmlatur@yahoo.com</p>	LATUR
<p>ASC Name:Limra Mobiles Contact Person:Mr. Wasim Sayyed Address:45 A, E-Wing, First Floor, Golani Market, Jalgaon. Ph No:9370110092 E-mail:wasim.sayyed@yahoo.co.in</p>	Jalgaon
<p>ASC Name:The Skylark Associates Contact Person:Mr.Ejazuddin Qamruddin Sayed Address:Shop No.9, Bindu Tower,Opposite Old Lourdes High School & Vijay Sales,Santoshi Mata Road,Kalyan (west) Kalyan. Ph No:9321616800 E-mail:skylark.lemon@gmail.com</p>	Kalyan
<p>ASC Name:Serwings Enterprises Contact Person:Mazhar Ahmed Address:Shop No. 8, Ground Floor, Kapote - Meher, Renuka Nagar, Wadala Naka Near Dearka Ph No:9370969412 E-mail:serwings.nasik@lemonmobiles.com</p>	Nasik
<p>ASC Name:Varad Electronics Contact Person:Mr Hitendra Zope Address:5, Gautam Darshan Bulding, Ednlji Road, Charai, THANE (West) Ph No:9320488835 E-mail:varad.thane@lemonmobiles.com</p>	Thane
<p>ASC Name:Unique Telematics Contact Person:mr mahesh Address:Shop No. 108/B, Tapadiya Super Market, Behind Sajawat Handlooms, Nirala Bazaar Ph No:9325210364 E-mail:unique.aur@rediffmail.com</p>	Aurangabad
<p>ASC Name:Samiksha Cell Care Contact Person:Nitin Harlikar Address:Ghotkhinde Bulding Tilak Chowk Harbhat Road Sangli 6 Ph No:9923320266 E-mail:samiksha.sangli@lemonmobiles.com</p>	Sangli
<p>ASC Name:Reliable Enterprises Contact Person:Linu Thomas Address:A-27, Jai Ganesh Vision, AkurdiPune Ph No:9028077345 E-mail:reliable.pune@lemonmobiles.com</p>	Pune
<p>ASC Name:Viraj Communication & Gift Articals</p>	Pune

Contact Person:Sandeep Mate/Raju
Address:Shukarawar Peth, Shivaji road, Near Vanraj Mandal, pune ,
Maharashtra.
Ph No:9890139351
E-mail:viraj.pune@lemonmobiles.com

ASC Name:Yaadein Communication
Contact Person:Sandeep Maruthi Shirke
Address:Shop 2 Govind Arcade, Near Old RTO Office,Satara
(Maharashtra)
Ph No:9021740791
E-mail:yaadein.satara@lemonmobiles.com

ASC Name:Sukir Mobiles
Contact Person:Sukir Bakare
Address:415/1A, E Kevis Plaza Near Usha Talkies, station Road,
Kolhapur, Maharastra
Ph No:982255501
E-mail:sukirmobiles@yahoo.in

ASC Name:Abhi Services
Contact Person:Mr. Anil B Apte
Address:B-4, Adarsh Sammrudhi Appt, Near Choupati Karanja
Ph No:9373317179
E-mail:abhiar@gmail.com

ASC Name:Sajal Enterprises
Contact Person:Hatik Ahmed Khan
Address:R N Telecom, Jaihind Chowk, Suyash Complex, Hanuman
Akkhada Road, Yavatmal, Maharashtra
Ph No:9860648797
E-mail:sajal_enter123@yahoo.co.in

ASC Name:Shiva Mobile Shopee
Contact Person:Bharti Talreja
Address:ramnagar, Sindhi Colony, Chandrapur, Maharshttra
Ph No:9370350092
E-mail:mah.talreja@gmail.com

ASC Name:Shravani Services
Contact Person:Pramod
Address:Sawaji Complex, D.P. Road, Chikhli, Buldana, Maharastra
Ph No:9372506179
E-mail:pramoddeshmukh@rediffmail.com

ASC Name:Fraslin Tech Care Pvt. Ltd.
Contact Person:Maria Deva Rajan
Address:Shop No 56, Padma prabhu Bal. Sai nagar. Near Shreyas
Cinema,L.B.S Marg Ghatkopar west
Ph No:226529743
E-mail:frasin.rajan@gmail.com

ASC Name:Om Electronics
Nagpur

Contact Person:Amit Sawarkar
Address:Opp. Hislop College, Civil Lines, Nagpur, Maharashtra
Ph No:9970157479
E-mail:omelectronics.amit@gmail.com

ASC Name:Fiza Mobile
Contact Person:Atik Shaikh
Address:Rajkala Talkies Road, Opp. bank Of Maharashtra, Wardha,
Maharashtra
Ph No:9890707085
E-mail:fizamobile@gmail.com

Wardha

ASC Name:Savita Enterprises
Contact Person:Rohan P Nichal
Address:Opp. Mahanagar Palika, Kala Chabutra, Akola, Maharashtra
Ph No:9960284590
E-mail:r_rohan2006@rediffmail.com

Akola

ASC Name:Mobile Doctor
Contact Person:Manish N. Gulkari
Address:Saraf Line, Karanja (Lad), Distt. Washim. Maharastra.
Ph No:9850407774
E-mail:doctormng@rediffmail.com

Karanja
(Lad)

ASC Name:A World
Contact Person:Avind B Chopra
Address:Shop No.-7, Gokul Shopping Center, S.V.Road, Borivli Rly
Station, Mumbai.
Ph No:9323738353
E-mail:aworldabc@yahoo.com

Mumbai

ASC Name:Tirupati Mobile Care
Contact Person:Gaurav S Pande
Address:In Front of Ajmera Decoration, Gandhi Chowk, Amravati,
Maharashtra
Ph No:7875139899
E-mail:gaurav24pande@rediffmail.com

Amravati

ASC Name:Alfa Systems
Contact Person:Anil G Bhojwani
Address:Sarafa Line Deshbandhu Ward, Gondiya, Maharasta.
Ph No:9822200272
E-mail:alfasystemgondia@gmail.com

Gondiya

MP
ASC Name:Poojya Enterprises
Contact Person:ASHISH DWIVEDI
Address:UG-2, Radhye Krishna Complex, M.P. Nagar, Zone -II, Bhopal
Ph No:4226754
E-mail:poojyaenterprises@gmail.com

City
Bhopal

ASC Name:Sky technologies
Contact Person:sheetal kasera

Ratlam

Address:Rajiv Gandhi Civic Center, New road Ratlam
Ph No:9229872892
E-mail:sheetalkasera1@gmail.com

ASC Name:Ayushi Electronics Indore
Contact Person:Madhu Dwivedi
Address:M-115, Yashwant Plaza, Opp. Railway Station, Indore, Madhya
Pardesh
Ph No:9826104249
E-mail:vestarindore@yahoo.com

ASC Name:Neeta Computers Sagar
Contact Person:Ramesh gupta
Address:Hanuman Mandir Gali-5, Civil Lines
Ph No:9329414144
E-mail:neetacomputers@gmail.com

ASC Name:Diwakar Agencies Jabalpur
Contact Person:Preeti & Seema
Address:G-14, Jayanti Complex, Marhatal
Ph No:9203882833
E-mail:diwakar.jabalpur@lemonmobiles.comdiwakar_jabalpur@yahoo.com

ASC Name:Sonu Mobile & Repairing Center Gwalior
Contact Person:Ashish Gupta
Address:126, Mayur Market Thatipur Morar
Ph No:9301253659
E-mail:seth_anurag@hotmail.com

ASC Name:S S Mobiles Morena
Contact Person:Deepak Gupta
Address:In front of Nagar Palika, Near Collector Bunglo, Rathi Complex,
MS Road, Morena, M.P.
Ph No:9893151815
E-mail:deepak20678@yahoo.in