

Lemon W100 User Manual



© 2010. All rights are reserved. No part of this document may be reproduced without permission. All trademarks and brand names mentioned in this publication are property of their respective owners.











While all efforts have been made to ensure the accuracy of all contents in this manual, we assume no liability for errors or omissions or statements of any kind in this manual, whether such errors or omissions or statements resulting from negligence, accidents, or any other cause. The contents of this manual are subject to change without notice.

Protect our environment! We strive to produce products in compliance with global environmental standards. Please consult your local authorities for proper disposal.

Note: User's Manual is Just to guide the user about the functionality of the phone. This dose not seems any certificate of technology. Some functions may very due to modifications and up gradations of software or due to print mistake.

SAFETY PRECAUTIONS

Before using your phone, please read the following important information to eliminate or reduce any possibility of causing damage and personal injury.

	Do not use wireless phones while driving.
	Switch off wireless devices in aircraft. The signal may cause interference. Using them on aircraft is illegal.
	Do not use mobile phones where blasting is in progress. Follow regulations and rules strictly.
	Do not use mobile phones at a refueling point. Don't use near fuel or chemicals
	Follow regulations or rules in hospital and health care facilities. Switch phone off near medical equipment.
	All wireless devices may get interference that could affect performance.
	Only qualified service personnel can install or repair this device.
	Use only approved accessories and batteries.
	Use only in normal position. Do not expose your phone to extreme high temperatures above +60°C (+140°F) . Do not use anything static to clean your phone.
	Ensure the phone is turned on and in service. Enter the emergency number, then press Call key. Give your location. Do not end the call until told to do so.

Improper use will invalidate the warranty! These safety instructions also apply to original accessories.

Table of Content

GENERAL INFORMATION	1
Antenna	1
Network Service.....	1
Accessories.....	1
Privacy	1
KNOW YOUR MOBILE PHONE	2
Positions of Phone Keys	2
Display Screen.....	4
States Icons	4
IMPORTANT INFORMATION.....	5
Use of Passwords	5
Battery Information.....	6
Usage & Maintenance.....	7
Emergency Calls.....	8
GETTING STARTED	10
First Call.....	10
Mounting the USIM Card	10
Mounting the T-Flash Card.....	11
Charging the Battery	12
Switching Your Phone On/Off.....	13
Waken Up Your Phone.....	13
CALLING.....	14
Making Calls	14
Answering Calls	15
Multi-calls	15
Video Call.....	16
GUIDE TO MENU OPERATIONS	16

Contact.....	16
Messages	17
Call Log.....	19
Settings.....	20
Multimedia.....	23
File Manager.....	24
Camera	24
Organizer	24
Fun&Games.....	25
Opera.....	25
Services.....	26
Lemon Twist.....	26
APPENDIX	28
Appendix A: Guidance on Entry Methods	28
Appendix B: Troubleshooting	29
Appendix C: FCC Statement.....	29
WAP/MMS	28

GENERAL INFORMATION

Antenna

Use of other antenna devices could damage your mobile phone and reduce performance. Your phone has a built-in antenna. Don't touch the antenna area unnecessarily when the phone is switched on. Contact with the antenna affects call quality and may cause the phone to operate at a higher power level than otherwise needed.

Network Service

A lot of features described in this manual are called network service. They are special services provided by wireless service providers. You should subscribe to these services from your home service provider and learn instructions on uses before you select the network you want to use.

Accessories

Li-Ion battery is the manufacturer-approved rechargeable battery available for your phone. May be some batteries performs best after several full charge/discharge cycles.

Use only batteries, chargers and accessories approved by the phone manufacturer for use with this particular model. The use of any other types will invalidate any approval or warranty applying to the phone, and may be dangerous.

Please consult with your dealer for availability of approved accessories.

Privacy















The shoot or recording of photos, images or sounds privately may be prohibited by law and/or subject to criminal prosecution. We recommend you to be responsible and respectful of privacy laws when you are taking photos, or doing records.

KNOW YOUR MOBILE PHONE



Positions of Phone Keys

1. Left soft key	9. Auxiliary camera
2. Browser	10. Main Camera
3. Call Key	11. Speaker
4. Right soft key	12. USB socket
5. Delete Key	13. Headphones socket
6. On/Off Key	
7. Numeric Keys	
8. Receiver	

Key	Name	Description
	Left soft key	To execute the displayed function upon this key.
	Browser	Launch Browser.
	Call key	Launch call.
	Right soft key	End an ongoing call. In the menu mode, press this key to return the standby mode and cancel current operations. Press this key to stop the alarm ringing once the alarm rings.
	On/Off Key	After ending the call, power on/off or return to the standby status.
	Delete Key	Delete entries or clear away input.
	Central Key	Enter into main function menu or confirm selected entries.
	Navigation Key	Move the selected frame amid menus of every level and entries.
	Numeric Keys	<ol style="list-style-type: none">  Press and hold to dial voice mailbox service.  Press and hold to call the contact that has been set as quick dial.  Quickly enter into the menu or edit input.  It will be space bar when inputting the letters.  Dial to input */+/p/W, input punctuation.  Set up the phone in mute mode or cycle switch input method.

Display Screen

















Your mobile phone has a single screen display, which consists of three main areas:

The First line displays states icons, which indicate the signal strength, the remaining power of the battery, etc.

The Middle lines display text and graphics, including numbers, text, animated icons and the information you enter.

The Last line displays the currently available operations assigned to the left or right soft key.

States Icons

Icon	Discription
	Signal Strength
	Unread Email / SMS /MMS
	Roaming / Download
	Email / SMS /MMS Full
	USB Connection
	HSDPA
	Bluetooth
	T-Flash Card
	Radio
	Call Forward
	Earphone
	In Voice Call
	Missed Calls
	Java Opened
	Profile Standard/Meeting/Silent/Car /Outdoor
	Sending SMS

IMPORTANT INFORMATION

Use of Passwords

Your mobile phone and USIM card have various passwords. Those passwords avoid unauthorized use of your phone and USIM card. You can change PIN, PIN2 and phone password in the “Settings > Security Settings > Change phone code.”

Phone Code

The Phone code can be used to avoid unauthorized use of your phone. The factory setting for the phone code is 0000. If phone lock is enabled, you will be asked to input the phone password when you switch on your phone.

PIN (4 to 8 digits)

The PIN (Personal Identification Number) code protects your USIM card from unauthorized use. The PIN code is usually supplied with the USIM card. When the PIN code request is enabled, the password is asked every time the phone is turned on.

Three times wrong PIN input, the USIM card will be locked and you will need to use the PUK to unlock it. PUK is usually set by the network operator.

1. Enter the correct PUK to unlock the USIM card, and then enter the new PIN and press **OK**.
2. If you are prompted to enter the new PIN again, enter it and press **OK**.
3. If the PUK is correct, the USIM card will be unlocked and the PIN will be reset.

PUK (8 digits)

The PUK (Personal Unblocking Key) code is required to change a blocked PIN code. Please contact your network operator for the code. Note: Ten times wrong input in succession, the USIM card will be invalid and you need to consult with your network operator for a new USIM card.

PIN2 (4 to 8 digits)

The PIN2 code, supplied with some USIM card, is used for some functions, such as Call Cost, Fixed Dial and so on. Please consult your network operator to confirm whether your USIM card supports those services or not.

Three times wrong PIN2 code input, the USIM card will be locked and you will need to use the PUK2 to unlock it.

1. Enter the correct PUK2 to unlock PIN2, and then enter the new PIN2 and press **OK**.
2. If you are prompted to enter the new PIN2 again, enter it and press **OK**.

PUK2 (8 digits)

The PUK2 code, supplied with some USIM card, is required to change a blocked PIN2 code. It may be supplied with the USIM card. If not, contact your network operator.

Note: Ten times wrong input in succession, the USIM card will be invalid and you need to consult with your network operator for a new USIM card.

Barring Code

To activate call barring, you need a Barring Code. You obtain the password from your service provider.

Battery Information

Charing and Discharging

- The charger is designed to be used in temperatures between 0°C to 40°C.
- Do not charge the phone in wet and damp conditions.
- Use only batteries approved by the phone manufacturer and recharge your battery only with the charges approved by the manufacturer.
- We strive to produce products in compliance with global environmental standards
- The charger meets the standard for safety of information technology equipment and office equipment use. It must be used for this purpose only.
- Your phone is powered by a rechargeable battery. Full performance of the battery is achieved only after two or three complete charge and discharge cycles.
- When the battery level is low, “Low Battery” will be displayed on the LCD screen.

- When a charger is not in use, disconnect it from the power source. Do not leave the battery connected to a charger for longer than 12 hours, since overcharging may shorten its life.
- Temperature extremes will affect the ability of your battery to charge.

Tips for Battery

- Placing the battery in hot or cold places, such as in a closed car in summer or winter, will reduce the capacity and lifetime of the battery.
- Do not let the metal contacts on the battery touch other metal contacts. It could short-circuit and damage the battery. Use the battery only for its intended purpose.
- Do not disassemble or modify the battery by yourself.
- Do not clean the battery with water or any organic solvent.
- Always keep the battery dry.
- The battery can be charged and discharged many times but it will wear out as last. When the talk and standby time is obviously shorter than normal, please change the original battery approved by manufacturer.
- Do not short-circuit the battery.
- Turn off mobile phone before removing the battery.
- Do not dispose of batteries in fire.
- If you smell anything strange from the battery or find that the battery is overheated, you should stop using it immediately and contact the authorized After Service Center in your region.
- If you don't use the battery for a long time, please fully charge the battery before you store it.
- Batteries should never be placed in municipal waste. Batteries must be recycled or disposed of properly. Please follow local regulations for disposal of batteries.

Usage & Maintenance

To keep your product working well, take a moment to review the following usage & maintenance tips, which will help you to fulfill any warranty obligations and to enjoy this product for many years.

- Keep your phone and all its parts and accessories out of children's reach.
- Your products are not water-resistant. Keep it dry. Precipitation, humidity and liquids contain minerals that will corrode the connectors.
- Always treat your products with care and keep it in a clean and dust-free place.
- Do not expose your product to extreme high or low temperatures. Your phone operates best in temperature between 15 °C and 25°C. Minimum and maximum temperatures recommended by the manufacturer are -10°C and 55°C.
- Do not expose your product to open flames or lit tobacco products.
- Do not attempt to disassemble or modify your product. Only authorized personnel should perform service.
- Do not drop, throw or try to bend your product.
- Do not paint your product.
- Do not use harsh chemicals, cleaning solvents, or strong detergents to clean it.
- Keep anything magnetic, such as credit cards, far away from your product.
- If you find that the battery has any crack, deformation or anything else, you should stop using the battery immediately.
- If the electrolyte leak out and contact your skin or clothes, you should immediately use soap and clean water to clean it. In case the electrolyte spatters into your eyes, you must use the clean water to wash your eyes thoroughly and go to the hospital immediately.
- If your phone or any accessory doesn't function normally, please send them to the nearest authorized service facility. The qualified personnel there will assist you, and if necessary, arrange for service.

Emergency Calls

This phone, like any wireless phones, operates using radio signals, wireless and landline networks which cannot guarantee connection in all conditions. Therefore, you should never rely solely upon any

wireless phone for essential communications (e.g. medical emergencies). To make an emergency call:

1> Switch your phone on.

Some networks may require that a valid USIM card is properly inserted in the phone.

2> Dial the official emergency number. Emergency numbers vary by location.

While making an emergency call, please remember to give all information as particularly as possible. Never hand off the call please until you are given permission to do so.

GETTING STARTED

First Call

- Insert USIM card (Switch off your phone at first, and then remove the battery). Enter the area code and the phone number and press Call key.

Tip: Before you get started, you must insert a valid USIM card in your phone and charge the battery first.

- USIM Card: Please refer to “Mounting the USIM Card” for more reference on installation.
- Charging the battery: please refer to “Charging the battery” for more details.

Mounting the USIM Card

Your mobile phone number, PIN (Personal Identification Number), PIN2, PUK (Personal Unlock Key), PUK2 (Personal Unlock Key2), IMSI (International Mobile Subscriber Identity), the network information, the phonebook data, SMS (short messages) and other data are stored in your USIM card.

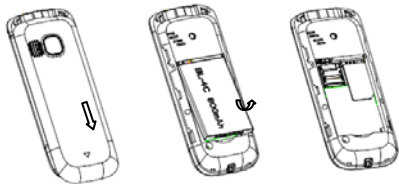
Note: This particular phone model only supports the USIM card of 1.8V and 3V.

- Some network operators don't offer PIN2 and PUK2, so functions using those passwords will be unavailable.
- The USIM card and its contacts can be damaged by scratches or bending easily, so be careful while handling, inserting or removing the card.
- Keep all miniature USIM cards out of children's reach.

Note: Always make sure the phone is switched off before you insert or remove the USIM card, otherwise it may damage the USIM card.

Mounting

Remove the battery cover by sliding it. Insert the USIM card, with the notch at the bottom right and the gold contacts face down, into the card slot. Align the card to the arrow sign as the following picture shows:



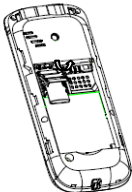
Replace the battery and close the cover tightly.

Note:

- If the USIM Card is installed improperly or damaged, the prompt words “Insert USIM” will display on the screen after you switch on your phone. Remove the USIM Card and check the way that performs as pictures show, and then mount it again.
- If “Insert USIM” still appears on the screen after you have inserted the USIM correctly, there may be something wrong with your USIM card. Please ask the network operator to repair it.
- If the screen displays that the USIM card is locked permanently, please consult with your network operator.

Mounting the T-Flash Card

Insert the T-Flash card, with the gold contacts face down, and into the card slot. Align the card to the arrow sign as the following picture shows:



Charging the Battery

Note: Please always keep your phone connector and charger dry.

1. Connect the connector of the travel adapter to the phone.
2. Plug the travel adapter into a proper AC wall outlet.
3. When your phone indicates that the battery is fully charged, please pull the ravel adapter out from the I/O socket of the phone.

Tip:

1. If the battery is totally empty or not enough, it may take a few minutes before the charging indicator appears on the screen.
2. You can turn on/off, and use the phone while charging.

Warning: Make sure that the standard voltage/power of the place where you charge the battery matches with the rated voltage/power of our travel adapter.

Switching Your Phone On/Off

- Press and hold Power Key for a few seconds to switch your phone on.

- **If the phone ask for a phone lock code:**

Enter the phone lock code, and press OK.

- **If the phone ask for a PIN code:**

Enter the PIN code, and press OK. The PIN code is usually supplied with the USIM card. Please consult your network operator for more information.

- **Access the standby mode.**

Press and hold Power Key for a few seconds to switch your phone off.

Waken Up Your Phone

- **If your phone gets into far-gone standby mode (the screen goes out):**

Press Power Key and then you can waken up your phone.

- **If your phone ask for “Press Unlock and then * ”:**


Enter the Left soft key and then press the * key.

CALLING

Making Calls

1. Enter the phone number (with the area code)
2. Press the Call key to make a call.
3. Press the On/Off Key to end a call.

Making International Calls

When you are desired to dial the international call, you can click the icon  continuously for many times, input + to replace the international connecting number, and then input national code, regional code and phone number. If you input the number wrongly, please click Delete Key] to delete.

Clear Wrong Enters

Press the right soft key to delete the last character on the screen. Hold the right soft key will clear all you entered.

Making a call from the Contact



1. Press the right soft key to access the **Contact**.
2. Scroll the Up/Down key to select the number you want, and press the Call key to call the number.

Last Number Redial

1. In the standby mode, press the Call key to access the **Call Log**.
2. Press the Up/Down key to reach the desired number or name and press the Call key.

Speed Dialing

You should firstly set up the shortcut key of contacts when you use shortcut key to dial.

1. Main menu > Contacts > Option > Settings > Speed dial.
2. Select shortcut key, click "Set" to input the corresponding number of shortcut key or click "Search" to select the number of contacts in the Contacts.
3. Click "OK" to save the settings.
4. Press and hold the corresponding shortcut keys  -  under the standby status to launch the call.

Fixed Dial

Set up the number which is allowed to launch the call.

1. Operation path: Main menu > Contacts > Option >Settings > Fixed dial
2. Click "Option" to select "New contacts".
3. You should input PIN2 when PIN2 is required, and then click "Ok".
4. Input the name and phone number of the contacts who is set as fixed dial, and click "Ok" to save the input.
5. If desired to delete the fixed dial, click "Option" to select "Delete".
6. If desired to launch fixed dial function, you can click "Option" to select "Enable".

Tip: After the phone activates the fixed dial function, it is still supporting emergent number calling.

The phone supports inputting partial fixed numbers. For example, if you input the fixed number 1234, you can dial out all numbers with 1234 at the beginning.

Adjusting the Sound Volume

Adjust the volume during a call, please use the operation path: Option >Volume

Answering Calls

1. To answer an incoming call, press the Call Key.
2. To end or reject an incoming/ongoing call, press the On/Off Key.

Tip: If the caller can be identified, the screen will display the caller's name. If the caller can't be identified, the screen will only display the caller's number.

Multi-calls

This function requires the supports from network, please preset the network service. For relevant information, please consult the network service provider.

Call during Calling

During calling, click "Option" to select "New call", Enter into the contact for selecting numbers and make a call, or directly input the phone number and click Call Key to make a new call.

Answer during Calling

If desired to answer the new incoming call during calling, you can click Call Key to answer the incoming call, and the first call will be reserved.

Conference Call

You can launch the phone meeting function through receiving the current call and maintaining the call. You can dial out and add at most six participants when the phone locates at holding state.

Tip: The extra fees will be charged if you dial in multi-calls. For more details please contact network service supplier.

Video Call

If desired to use video call, please ensure that the counterparty and you should hold the service registration of 3G service and locate inside the 3G network coverage. You can dial or answer the video call while the 3G mark appears at the display screen.

GUIDE TO MENU OPERATIONS

All function options about the mobile phone are listed as below with brief descriptions. Press the right and left key to select the icon of main menu.

Contact

You can fast locate the number of the person you want to contact. Please enter the initial letter of the person's name, and related records about it will display in the middle of the screen. You can locate your records by up or down key and press OK key.

1 Call: Call on the searched number.

1.1 Voice call: Users to establish voice call

1.2 Video call: Dial or answer the video call while the 3G mark appears at the display screen.

2 Send message: Send the SMS/MMS to the searched number.

3 New: Create the message of contact in contacts

4 Edit: Edit the entry.

5 Delete: Delete the current selected contacts or delete a batch the selected contacts.

6 Copy to USIM/mobile: Support the copy between USIM card and phone mutually, copy the current record/copy a batch selected records.

7 Contacts display: select the contacts to display phone/USIM card/All.

8 Send: send the data of current contact by SMS/MMS/E-mail/Bluetooth

9 Memory status: display the contacts volume of USIM card and the phone.

10 Settings: set up my business card/Speed dial/Black list/Fixed dial.

10.1 My business card: preset to edit the self-message.

10.2 Speed dial: support to set up the numeric key of keyboard to Quick Dial Key of contact number in contacts. Under the standby status, press and hold the numeric key 1 is dialing the voice mailbox.

10.3 Black list: save the contact's number of phone into incoming call filter list, the phone will refuse the incoming call of this contact.

10.4 Fixed dial: set up the contact's number as fixed number and after through confirming of PIN2 and launching, the phone just supports to dial the numbers in fixed dial list.

Messages

Only when your network operator supports this service, you can use the function.

1. SMS:

1.1 New: You can edit or compose a message.

1.2 Inbox: The phone will prompt you when you receive a new message.

1.3 Outbox: This function is used to check messages in outbox.

1.4 Sentbox: This function is used to View Sent Message in sentbox.

1.5 Draftbox: In the Drafts, please select Options, and then you can do send form USIM, edit and some other operations.

1.6 Templates: Your phone saves messages both for SMS in common use. You can edit, remove or write message.

1.7 Cell broadcast: After you launch “Cell Broadcast” service, the message will be sent according the local area’s conditions. The “Cell Broadcast” does not aim to the phone number to send the message, but in accordance with the geography region. You will feel that all messages are together with you when you receive the “Cell Broadcast” service.

1.8 Voice mail: Click to save after finishing inputting Voice mail number.

1.9 Settings:Before using message function, you need to do necessary settings as follows:

1.9.1 Text message:

- Operation path: “Text message >Setting/Send settings/Default storage”.

- Select setting entry and input the relevant parameters of SMS account, and send relevant parameters and default memorizer..

1.9.2 Broadcast settings: set up the “Receive/Channel/Language”

1.10 Memory status: User can check the available space in USIM card or mobile message box.

2. MMS

2.1 New: You can edit the MMS message.

2.2 Inbox: The phone will prompt you when you receive a new MMS.

2.3 Outbox: This function is used to check MMS in outbox.

2.4 Sentbox: This function is used to View Sent Message in sentbox.

2.5 Draftbox: In the Drafts, please select Options, and then you can do send form USIM, edit and some other operations.

2.6Templates: Your phone saves messages both for MMS in common use. You can view, write message, properties.

2.7Settings: You can select the setting entry and input the MMS parameters including: MMS center life time, Priority, Report allowed, Delivery report, Read report, Fetch mode, Delivery size limit, Reception size limit and Network settings.

2.8 Memory status: Display the current memorizer and usage status. The display contents are used space/ free space and classified as phone.

3. Email

3.1 New: You can edit the Email.

3.2 Inbox: The phone will prompt you when you receive a new Email.

3.3 Outbox: This function is used to check Email in outbox.

3.4 Sentbox: This function is used to View Sent Email in sentbox.

3.5 Draftbox: In the Drafts, please select Options, and then you can do send form USIM, edit and some other operations.

3.6 Settings:

- General settings: You can select the setting entry and input the Email parameters including: persent mail, per received mail, only receive headers, Auto receive and Receive auto timer.

- Email accounts: You can select the setting entry and input the Email parameters including: Account name, My address, Save copy, User name, Password, Receive server, Send server, Receive port, Send port, Auth.type, SMTP authentication, Use SSL and Data account.

- About: Display the ACCESS Version.

3.7 Memory status: Display the current memorizer and usage status. The display contents are used space/ free space/total space and classified as phone.

Call Log

You can view the number of outgoing calls, incoming calls, missed calls and relevant message by viewing the Call Log.

If you need to enter into the menu of Call Log, please click [Central Key] under the standby status, enter into the main functional menu to select <Call Log>.

Missed calls: display the list of recently missed calls.

Outgoing calls: display the list of recently outgoing calls.

Incoming calls: display the list of recently incoming calls.

All Calls: display all call records including missed calls, outgoing calls, incoming calls.

Data transmission: display the volume of sent and received messages. If you want to recalculate data volume, please click "Reset".

Call duration: display Last call time, all outgoing voice call, all incoming voice call, all outgoing video call, all incoming video call. If you want to recalculate call duration, please click "Reset".

Settings

The settings function will help you customize the phone.

Do not revise the setting parameters provided by the network supplier. If desired to enter into setting menu, please click the [central key] under the standby status to enter into the main functional menu and then select "Settings".

1.Profile

You can set up personal ringtone and relevant prompt tone of the phone in different scenes.

1.1 Standard

- Voice call ring: set up ringtone of voice incoming call.
- Video call ring: set up ringtone of video incoming call.
- Volume: set up the up and down of ringtone's volume.
- Message alert: set up prompt tone of message.
- Email alert: set up prompt tone of email.
- Vibrating alert: set up whether vibrating or not.
- Key tone: set up whether to launch the key tone or not.
- Warning tone: set up whether to launch the warning tone or not.

1.2. Meeting

Please refer to "Standard" for more details.

1.3 Silent

- Voice call ring: set up whether vibrating or not..
- Video call ring: set up whether vibrating or not..
- Message alert: set up whether vibrating or not..
- Email alert: set up whether vibrating or not..

1.4 Car

Please refer to "Standard" for more details.

1.5 Outdoor

Please refer to "Standard" for more details.

1.6 New profile

Please refer to "Standard" for more details.

2.Display Settings

Set up screen display parameters for the phone.

2.1 Idle screen: set up standby menu for the phone. It includes wallpaper and whether to display the time and date.

2.2 Backlight time: set up the waiting time of screen light, including 10 seconds/20 seconds/30 seconds/ Always.

2.3 Brightness: set up the brightness of display screen.

2.4 Screen Saver: set up the Screen saver state and select images.

3.Phone Settings

3.1 Language: you can set up the displayed language of the phone.

3.2 Time and date: set up reference time, date, displayed format of time, displayed format of date and summer time of the phone.

3.3 Shortcuts: set up the displayed status and function of shortcut key.

4.Call Settings

4.1 Caller ID: set up whether displaying the local phone number in the contact list, and the sending local phone number requires the network support.

4.2 Call waiting: set up whether answering the second incoming call under the call status of the phone.

4.3 Answer mode: set up to receive the call by random key/receiving key.

4.4 Auto redial: set up whether continuing to dial if calling failure, this function supports at most 10 times automatic re-dial.

4.5 Minute prompt: set up whether reminding 10 seconds prior to integral minute under the call status of the phone.

4.6 Answer prompt: prompt the receiving function of the phone.

4.7 Auto recorder: set up automatic recorder.

4.8 Call divert: transfer the voice incoming call/video incoming call to another number or voice/video message box which you designated.

4.9 Call barring: set up the preview of calling and receiving, including to prohibit the phone from dialing out, restrict dialing international long-distance call, restrict dialing international long-distance outer domestic, restrict all incoming calls, restrict the incoming call during the international roam, cancel all call restriction. This feature requires the support of the local network provider.

5. Network Settings

5.1 Network mode: set up the connected network mode of the Phone, including Auto, GSM and WCDMA.

5.2 Search mode: set up the mode of network searching of the phone, including automatically and manually.

5.3 Preferred network: Select the network band.

6. Security Settings

6.1 Automatic keylock: Set up to launch or close the auto keyboard lock function. After launching the auto keyboard lock, it will lock the keyboard automatically after operating one minute without key pressing under the standby status of the phone to prevent dialing the number wrongly.

6.2 Phone lock: set up to launch or close the function of phone lock. After launching the phone lock, you should input the password of phone lock at a time when you turn on the phone.

6.3 PIN lock: set up to launch or close the function of PIN lock. After launching of PIN lock, you should input the password of PIN lock at a time when you turn on the phone.

6.4 Change phone code: alter the password of phone lock.

6.5 Change PIN: alter password of PIN.

6.6 Change PIN2: alter password of PIN2.

7. Connection Settings

7.1 Bluetooth: activate or deactivate the Bluetooth function, search Bluetooth devices or set up Bluetooth parameters.

7.2 Data account: Set up the parameter of data account.

8.Reset Settings

If at partial recovery of default settings, the default preset parameter settings are restored only when the phone leaves the factory and the user-created file info, such as contacts, message and file message will be reserved. If at complete recovery of default settings when the phone leaves the factory, the user-created file info, such as contacts, message and file message and so on will be deleted. Note: you may lose the existing contents at original purchase.

1. Operation path: Main menu > Settings > Reset settings > Restore specific /Restore all.

2. Input the phone password. The original password of the phone is 0000 when the phone leaves the factory.

3. Click the OK to determine the operation.

4. After the phone is reset, it will return to the stand-by window.

9.Flight mode

Radio frequency(RF) will disturb the electronic equipment, when you are in following condition, please turn on " Flight mode ", turn off all the

function which related with radio, for instance: hospital, oil station and plane, and so on.

Multimedia

Multimedia includes media player, photo album and radio.

1. Media Player

The media player supports the play function of audio file and video file, and play according to sequence of audio and video files in play list.

Option Menu When Playing:

- **Play list:** the media player will play the audio and video according to the play list, you can add or remove the play file by play list.
- **Play mode:** you can set up cycle play and random play.
- **Send:** you can send the playing audio and video files by MMS, E-mail or Bluetooth.
- **Full screen (only video):** you can conceal the panel to play video with full screen while playing the video.
- **Details:** display the attribute message of play file, including name, format, type, creation date, length, size, position, protected
- **Change volume:** Adjust the volume of the Media player.
- **Quit:** Drop out the Media player.

2. Photo album

You can use the function to manage all images saved in the Memory card or Phone.

3. Radio

The radio will select the frequency band according to network received country or regional message.

Operation path: Main menu > Multimedia > Radio.

Press select key to do the following actions:

- Auto Save: search the signal channel automatically and save
- Save channel: save the current displayed channel to the channel list.
- Channel List: edit the name of the channel and display in the list
- Manual input: direct input FM channel frequency, eg 103.7
- Speaker: the sound path will be switched to the speaker
- Change volume: adjust the volume of the radio
- Quit: drop out the radio

File Manager

You can use the function to manage all types of files saved in the Memory card or Phone.

Camera

You can snap the photo and record a video by using the camera function in the phone.

- **To camcorder:** switch the snap mode to video camera.
- **Photo album:** switch to My Album of My Manager. My Album is as a folder for storing photos that has been taken.
- **Auxiliary/Main Camera:** switch to the currently-used camera type, of which including main camera and auxiliary camera.
- **Countdown:** the function of self-timer includes Close/3 seconds/5 seconds/10 seconds, self-timer close is set in default.
- **Effect:** Close/Black and white/Negative/Sepia/Aqua, special effect close is set in default.
- **Frame mode:** you can select different frames to screen.
- **Settings:** you can set up the Shutter sound, Quality, Image size, White balance, Anti-Banding, Night mode and Photo default name.
- **Save location:** the storage position for screened photos. The option is phone/Memory card. The phone is set in default.
- **Memory status:** display the current memorizer and usage status. The display contents are used space/ total space and classified as phone and external memorizer display.
- **Restore default:** Recover the camera all the settings for the default.

Organizer

1. Alarm

Use the alarm service available with your mobile phone. You can set the time, mode, Snooze time (minute) and alert type

2. Notes

You can record the relevant issues with Notes

3. Calculator

The phone supports the simple calculator function, including addition, subtraction, multiplication and division operations, radical sign

operation, storage operation and operation number reverse. The calculator also includes radix point, operation number and operation results, and supporting within 8-digit input space.

4. Recorder

The phone supports record and play functions.

5. Stopwatch

The stopwatch has two modes—Typical Timing and nWay Timing, and you can view the records of both of those modes.

6. E-book

Supports browsing e-books. Read the e-book mode Options menu:

- Book Marker
- Find
- Go to
- Auto scroll
- Encode

7. Unit convert

Use this feature for the converted units of Area, Energy, Length, Weight, Power, Pressure, Temperature, Time, Speed, Volume, and Currency.

8. World Time

Use direction key to read each city's time zone and the date and time in each city.

9. Calendar

You can save the To-Do List, Rendezvous, Memorial Day and Memo. The phone will timely remind you of the related events, assisting for you to manage your routines.

Fun&Games

There are several interesting games and java application in the phone. Please refer to instructions from the menu for some details.

Opera

Opera is a web browser designed primarily for mobile phones to open big Memory size websites.

Note: GPRS should be activated from the operator side and also in the

USIM Card.

Services

The wireless application protocol (WAP) browser supports you connect with the wireless network. You can view the latest information and download abundant media contents with the network browser, such as wallpaper, ringtone and music.

1. STK

You should use the applied toolkit of USIM card to support before using the STK function and provide the additional service of USIM card. Your service provider will provide different additional services, for example, entertainment, mobile chat and weather etc.

2. Browser

Internet Browser enables you tour around the Internet world easily and happily. Please follow the steps described as below:

2.1 Go to homepage: The default homepage is the network operator's homepage. You can link to the homepage URL with the main menu.

2.2 Enter URL: Manually input the URL to access the related webpage.

2.3Bookmark: With the bookmark, you can access to the saved webpage URLs quickly.

2.4 History: With the historic log, you can view the latest-browsed webpage, select Link to URL in historic log, and access to the webpage.

2.5 Push message box: Messages sent to users from the Web site.

2.6 Saved pages: The phone will save the current webpage to a folder of "Saved pages".

2.7 Browser Settings: The settings of browser include Clear, Security setting, Certificate, look and feel.

2.8 Network Settings: Set up network connection parameters.

Lemon Twist

This function depends on network. The customer SIM card should support GPRS/EDGE/3G services on its SIM card.

Snaptu: This application has different social networking sites like

Facebook, Twitter. You can get different sports information from cricinfo, Live Football Scores, The sports campus etc. You can also update yourself with latest news in News & Blogs and Middyay.

Facebook: Facebook is a social utility that connects people with friends and others who work, study and live around them. Get connected on the move.

Twitter: Get ready to tweets your friends, colleagues and all the people who are connected with you on twitter.

Buzz in Town: Just Buzz out and know latest and upcoming **events** in your city and get ready for action. Now no need to search out News paper for latest events.

MSN: This can be used to see the mails, messenger, news updates etc.

Nimbuzz: Nimbuzz lets you chat, message for free. It combines all your buddies from Skype, MSN, Yahoo, ICQ, AIM, Google Talk and more. One login, one contact list, all accounts.

Yahoo: Yahoo! Mail offers you email service with unlimited **mail &** photo storage, includes spam & virus protection, chat & free text sms from your inbox.

Live TV: This service allows you to watch live TV channels on 3G handset. Lemon LiveTV requires 3G/GPRS data services to operate. Please contact your mobile operator for more information. LemonTV is a subscription based service. This handsets comes with one month subscription free. Visit <http://lemon.zengatv.com> for more information about subscription packages and terms of service.

APPENDIX



Appendix A: Guidance on Entry Methods



This phone provides input methods, which can be used in editing the Phone Book, short messages, memos, greetings, alarms and other text applications.



The Icons of Input Methods


After entering different kinds of edit windows (including edit phonebook, short messages. etc.), the icons of input are as follows:

“123”: The Entry method of Numeric appears as: “123”

 : The entry method of Smart ABC appears as: 

 : The entry method of Smart abc appears as: 

 : The entry method of Multitap abc appears as: 

 : The entry method of Multitap ABC appears as: 

How to Switch Between the Input Methods

Press the # key to switch the input methods.

e.g.: If the current input is Smart ABC the screen will show “ABC”. Press the #key, to go to Smart abc, and the screen will show “abc”, etc.

How to Input Special Symbols

If you want to input special symbols, such as " @ = < > ", Etc., please press the "*" key.

Appendix B: Troubleshooting

This section lists some problems that you might meet while using your phone. If you feel that your phone do not operate normally, please reset settings first, and then follow Troubleshooting Guide. If you are still unable to solve problems, please contact the authorized service center or the store from where you purchased the phone.

Problems	Solutions
Can not answer or make a call	Make sure that the phone has been switched on. Make sure that the battery is charged. Make sure that the signal intensity is high enough. Make sure the own number function in the call setting is system preset or number sending. Make sure the line switch in call setting is the system preset line. Check whether you have set up call barring or fixed dialing or any other safety function. Check whether you have set up call divers. Check whether you have inserted the proper USIM card correctly.
Low voice	Check if the volume has been set too low.
No ring	Check whether you have set up the " Silent" option. Check whether the ring volume is not too low Move away from a noisy place to check if you can hear the phone ringing. Check whether you have set up call divers.
T-Flash card detect slowly	Format your T-Flash card with your phone. Note: To protect your files from getting lost, please backup the important information into the safe place before you formatting card.

Appendix C: FCC Statement

This device has been tested and found to comply with Part 15 of the FCC rules. Performance is subject to the following conditions:

1. This device may not cause harmful interference.
2. This device must accept any interference received, including interference that may cause undesired operation.

3. Changes or modifications not expressly approved by the manufacturer or authorized service center could void the user's authority to operate this equipment.

WAP/MMS Settings

S/N	1		2
GPRS	Airtel	Airtel	Airtel Live
User Name	AIRTEL GPRS	MOBILE OFFICE	Airtel Live
Home URL	http://www.google.com	http://www.google.com	http://live.airtelworld.com
Connection Type	HTTP	HTTP	HTTP
IP gateway	202.056.231.117	0.0.0.0	100.001.200.99
Security	None	None	None
IP port	8080	0	8080
user name	Not applicable	Not applicable	Not applicable
password	Not applicable	Not applicable	Not applicable
Access Point name	airtelgprs.com	airtelgprs.com	airtelfun.com
Transmission mean	GPRS	GPRS	GPRS
MMS			
User Name	AIRTEL MMS		AIRTEL MMS
MMSC URL	http://100.1.201.171:10021/mmsc	AIRTEL GPRS & AIRTEL MMS SETTINGS SAME ONLY ONE APPLICABLE	
Connection Type	HTTP		
MMSC IP	100.001.201.172		
PORT	8799		
MMSC APN	airtelmms.com		
user name	Not applicable		
password	Not applicable		

3	4	5	6
Vodafone GPRS	Idea GPRS	BSNL(CHENNAI)	MTNL(Delhi)(Prepaid)
Vodafone GPRS	IDEA GPRS	BSNL GPRS	TRUMP GPRS
http://live.vodafone.in	http://wap.ideafresh.com	http://localhost/home.wml	http://localhost/home.wml
Connection-Oriented	HTTP	Connection-Oriented	HTTP
010.010.001.100	10.4.42.15	10.31.54.2	172.018.031.010
None	None	None	None
9401	8080	9201	9401
Not applicable	Not applicable	PPP	mtnl
Not applicable	Not applicable	ppp123	mtnl123
portalnmms	imis	wapsouth.cellone.in	gprspgsdel
GPRS	GPRS	GPRS	GPRS
Vodafone MMS	IDEA MMS	BSNL MMS	TRUMP MMS
http://mms1.live.vodafone.in/mms	http://10.4.42.21:8002	http://10.7.236.11:8514	http://172.16.31.136/mms/
WAP	HTTP	WAP	HTTP
010.010.001.100	10.4.42.15	10.7.236.11	172.016.031.010
9401	8080	9201	9401
portalnmms	mmsc	mmsouth.cellone.in	gprspgsdel
Not applicable	Not applicable	PPP	Not applicable
Not applicable	Not applicable	ppp123	Not applicable

7	8	9
Reliance	Aircel (Delhi)	TATA DOCOMO
Reliance GPRS	Pocket Internet	TATA DOCOMO GPRS
http://wap.rworld.co.in	http://myaircel.com	http://10.124.72.171:8080/portalone e OR HTTP://divein.tatadocomo.com/
HTTP	WAP	WAP
010.239.221.005	172.017.083.069	10.124.94.7
none	none	none
8080	8080	8799 (TCP-WAP2), 9201 (UDP-WAP1)
Not applicable	Not applicable	Not applicable
Not applicable	Not applicable	Not applicable
rcomwap	aircelwap	TATA DOCOMO DIVE IN
GPRS	GPRS	GPRS
Reliance MMS	Aircel MMS	TATA DOCOMO MMS
http://10.239.221.47/mms/	http://172.17.83.67/servlets/mms	http://mmsc/
HTTP	WAP	WAP
010.239.221.005	172.017.083.069	10.124.26.94
8080	8080	8799 (TCP-WAP2), 9201 (UDP-WAP1)
rcommms	aircelmms	TATA DOCOMO MMS
Not applicable	Not applicable	Not applicable
Not applicable	Not applicable	Not applicable

ZONE :	East	
STATE:	West Bangal	City
1	ASC Name:	Swati Enterprises
	Contact Person:	Subash KR Aggarwal
	Address:	Swati Enterprises, C/O- Shyam Plaza, S. B. Gorai road, Near Santivination School, Opp.-SBI Atm, Asansol,West Bengal
	Ph No:	9434751635
	E-mail:	subhasagarwal2002@yahoo.co.in
2	ASC Name:	Billenium Sales And Service
	Contact Person:	Mr. Sudip Mondal
	Address:	6-Chowringhee Lane,Ground floor, Kolkata, West Bengal
	Ph No:	3322861694
	E-mail:	billenium.kolkata@lemonmobiles.com
3	ASC Name:	Subham Computers
	Contact Person:	Mr. Nawal Kishor Mishra
	Address:	subham.siliguri@lemonmobiles.com83, Bidhan Road Paul Building Complex 1st floor, Siliguri,
	Ph No:	9434044959
	E-mail:	subham.siliguri@lemonmobiles.com
4	ASC Name:	Digitech Service
	Contact Person:	PINTU CHATTERJEE
	Address:	J.K. Paul Lane,Benachity
	Ph No:	9933162824
	E-mail:	digitech.durgapur@lemonmobiles.com
5	ASC Name:	R.K.Sales & Service
		BIRBHUM

	Contact Person:	ROFECUL ISLAM	
	Address:	RAMPURHAT NEWBUSTAND(NEAR INDRANAI FURNITURE GALI),RAMPURHAT,BIRBHUM	
	Ph No:	9732174962	
	E-mail:	RK.birbhum@lemonmobiles.com	
6	ASC Name:	S B COMMUNICATION	Berhampore
	Contact Person:	SOURAV MONDAL	
	Address:	3 , station Road, Berhampore.murshidabad	
	Ph No:	9734449611	
	E-mail:	sb.berhampore@lemonmobiles.com	
7	ASC Name:	Rupa Telecom	West Bengal
	Contact Person:	Mr.Debdut Khara	
	Address:	College Para, Basirhat, North 24 Parganas, West Bengal	
	Ph No:	9153595588	
	E-mail:	rupatelecom@yahoo.com, rupatelecom@gmail.com	
8	ASC Name:	Porama Sales & Service	Nadia
	Contact Person:	Amit Debnath	
	Address:	Bus Stand Complex Market, 37, 1st Floor, Krishnagar, Nadia	
	Ph No:	7797042203	
	E-mail:	amitdnath898@gmail.com	
9	ASC Name:	Dwipshikha Electronics	Kakdwip
	Contact Person:	Chitralekha Jawa	
	Address:	Kakdwip New market, 94 Busatand, South 24 Pas, West Bengal.	
	Ph No:	9564457037	
	E-mail:	swapan_35kak@yahoo.com	
10	ASC Name:	A2Z Mobile Multimedia	Jalpaiguri
	Contact Person:	Bodhisattwa Basu	
	Address:	kamarpara, Jalpaiguri, West Bengal, India.	

	Ph No:	9932490682	
	E-mail:	reshav@msn.com	
11	ASC Name:	New Computer World	Ramnagar
	Contact Person:	Prasun Dinda	
	Address:	Vill+P.O.+P.S. -Ram Nagar, Distt-Purba Midinipur, West Bengal.	
	Ph No:	9434341081	
	E-mail:	dinda_prasun23@rediffmail.com	
12	ASC Name:	Spice Sale Pvt. Ltd.	Kolkata
	Contact Person:	Lalit Agarwal	
	Address:	18, Rabindra Sarani, 1st Floor, Room No.#3, Kolkata.	
	Ph No:	9800490390	
	E-mail:	spice_kol@yahoo.in	
13	ASC Name:	Air Voice	Howrah
	Contact Person:	Amit Kumar Bera	
	Address:	374, Belilious Road, Ner Howrah Maidan, Opposite Sales Tax Building, West Bengal.	
	Ph No:	9143400707	
	E-mail:	howrah.airvoide@gmail.com	
14	ASC Name:	SSenterprise	Birati
	Contact Person:	Sulagna Das	
	Address:	1, Vidyapith Road, Beside Birati Big Bazaar, Birati, Kolkata, West Bengal	
	Ph No:	9143269996	
	E-mail:	ssenterprises_51@yahoo.in	
STATE:	Arunachal Pradesh		City
15	ASC Name:	Hi Tech	banderdewa
	Contact Person:	Wasim Ahmed	
	Address:	Boro Mahajan Building, Po Banderdewwa, Near Bluehill Bus Counter, Distt. Papum Pare. Arunachal Pradesh.	

	Ph No:	9436042425	
	E-mail:	capitalltvservice@gmail.com	
STATE:	Assam		City
16	ASC Name:	K.R.Enterprises	Sivasagar
	Contact Person:	Isfaqar Rahman	
	Address:	Babupatty,Near ICICI Bank, Sivasagar,Assam	
	Ph No:	987078688	
	E-mail:	issagrahman@yahoo.com	
17	ASC Name:	Netsol Tinsukhia	Tinsukhia
	Contact Person:	Mr. M.D. Shakil	
	Address:	TDA Central Plaza, 1st Floor, Tinsukhia, Assam-	
	Ph No:	9435412475	
	E-mail:	netsol.tinsukia@lemonmobiles.com	
18	ASC Name:	Speednet @ Ajmera	Dibrugarh
	Contact Person:	Mr. Kamal Kishore jain	
	Address:	Ajmera House, Thana Charali, Dibrugarh, Assam-	
	Ph No:	9435030660	
	E-mail:	speednet.dib@lemonmobiles.com	
19	ASC Name:	B.S. Cell Point	Hojai
	Contact Person:	Mr. Bapan Saha	
	Address:	Dadabhai Shopping Center, Main Road , Hojai, Assam -	
	Ph No:	3674250002	
	E-mail:	bscell.hoj@lemonmobiles.com	
20	ASC Name:	Mahabir electronics	Jorhat
	Contact Person:	Avinash Dutta	
	Address:	Opp. Balaji canvas store, J.B.Road,	
	Ph No:	9954983294	

	E-mail:	mahabir.Jorhat@lemonmobiles.com	
21	ASC Name:	DIGITAL WORLD	Silchar
	Contact Person:	Mr. Raj kumar singha	
	Address:	RAJA BAJAR COMPEX (Shop no 12B), CRCUIT HOUSE ROAD (OOP D.S.A), Silchar 1	
	Ph No:	995416035	
	E-mail:	digitalworldsilchar.lemon@yahoo.in	
22	ASC Name:	Gem Palace Trading	Dibrugarh
	Contact Person:	Deepak Ranasaria	
	Address:	Keshan Market,Opp. Ranghar Cinema Hall,H. S. Road,Dibrugarh-1,(Assam)	
	Ph No:	9435330061	
	E-mail:	gem.dibrugarh@lemonmobiles.com	
23	ASC Name:	MOBILE SOLUTION	GUWAHATI
	Contact Person:	PIYUSH JAIN	
	Address:	MOBILE SOLUTION C/O AHMEDBUILDING H.B ROAD FANCY BAZARGUWAHATI -1	
	Ph No:	9435112420	
	E-mail:	piyushsarawgi@rediffmail.com	
24	ASC Name:	New Micro Solution	Barpeta
	Contact Person:	Manash Kr. Mandal	
	Address:	Saradha Complex,durgabari Road,Barpeta Road,Barpeta,Assam	
	Ph No:	9085327767	
	E-mail:	m_solution05@yahoo.co.in	
25	ASC Name:	Mobile Care (Golaghat)	Golaghat
	Contact Person:	Ranju Dev	
	Address:	Near Garodia Hardware Store,Dhodar Ali (Main Road),Golaghat, Assam	
	Ph No:	940129208	
	E-mail:	rajudev72@gmail.com	

26	ASC Name:	Mahabir Electronics(Dhubri)	Dhubri
	Contact Person:	Bibek Jain	
	Address:	Opp.-Shahitya Sabha, G.T.B Road, Dhubri, Assam	
	Ph No:	9864361236	
	E-mail:	amit_ajmera25@yahoo.in	
27	ASC Name:	D M Mobile Care	Champaguri
	Contact Person:	Pabtira Das	
	Address:	Champaguri, Road No.-8, Opp. Bimal Engineering, P.O.+P.S.,Distt.-Bongajaoom, Assam	
	Ph No:	9706023177	
	E-mail:	phyprabin@yahoo.co.in	
STATE:	Bihar		City
28	ASC Name:	S.B.D Enterprises	Katihar
	Contact Person:	Mr. Sunil Kumar Meghani	
	Address:	C/O Meghani Pay Phone, Binodpur, opp.krisha Agency, Katihar	
	Ph No:	9430229300	
	E-mail:	sbd.kat@lemonmobiles.com	
29	ASC Name:	Vinayak Enterprises	Purnia
	Contact Person:	MR.RAJA	
	Address:	Rajni Chowk, Bhatta Bazar, Purnia	
	Ph No:	9661035141	
	E-mail:	vinayak.pur@lemonmobiles.com	
30	ASC Name:	B.M. Trading	Patna
	Contact Person:	Brajesh Kumar Singh	
	Address:	Shop No. 19, Kumar Tower, Boring Road Crossing,	
	Ph No:	9334908375	
	E-mail:	bm.patana@lemonmobiles.com	
31	ASC Name:	OM Mobiles	Bhagalpur

	Contact Person:	Mr. Om	
	Address:	Opposite Sai Dignosis Centre,Over Servo Oil Shop,Katras Road, Dhanbad-826001JharkhandNear Landmark : Bank More Main Guru Dwara	
	Ph No:	9709359520	
	E-mail:	ommobilesbgp@gmail.com	
32	ASC Name:	Uma Mobile Corner	Khagaria
	Contact Person:	Vishal Anand	
	Address:	Lakshmi Cinema Road, Khagaria, Bihar	
	Ph No:	9204032260	
	E-mail:	uma.khagaria@lemonmobiles.com	
33	ASC Name:	Baba Mobile Care	Ara
	Contact Person:	Binod Kumar Ojha	
	Address:	Pratap Palace, K.G. Road, Ara, Bihar	
	Ph No:	9386741201	
	E-mail:	baba.ara@lemonmobiles.com	
34	ASC Name:	Albaksh Enterprises	Kishanganj
	Contact Person:	ajay	
	Address:	Dey Market, Kishanganj, Bihar	
	Ph No:	9386482700	
	E-mail:	mobileplaza2000@rediffmail.com	
35	ASC Name:	Sai Enterprises	Muzaffarpur
	Contact Person:	Mr. Sanjeev Kumar	
	Address:	Kacchi Sarai Road, Near Kanhauli Naka, Muzaffarpur.	
	Ph No:	9931554863	
	E-mail:	saienterprises501@yahoo.co.in	
36	ASC Name:	Mobile Care	Patna

	Contact Person:	Ritesh Jain	
	Address:	Parijit Complex, Dak Banglow Crossing, Patna, Bihar	
	Ph No:	9334114257	
	E-mail:	mobile_care@rediffmail.com	
37	ASC Name:	Tamana Enterprises	Darbhanga
	Contact Person:	Parwez Ahmed	
	Address:	Shop No.-3, Shivam Complex, Kathalwadi, Darbhanga, Bihar	
	Ph No:	9546334444	
	E-mail:	servdrb@gmail.com	
38	ASC Name:	Maa Mangla Enterprises	Buxar
	Contact Person:	Stish Kumar	
	Address:	Bhojpur Khadi Gramodyog, Bari Bazar Road, Civil Lines, Buxar, Bihar	
	Ph No:	9431441104	
	E-mail:	k.sat_9431441104@rediffmail.com	
39	ASC Name:	I T Services	Chapra
	Contact Person:	Prashant_srivastava	
	Address:	Behind Bank Of Broad ATM, Municipal Chowk, Chapra, Bihar	
	Ph No:	9334258701	
	E-mail:	itservices.chapra@gmail.com	
40	ASC Name:	PRATAP COMMUNICATION	CHAMPRAN
	Contact Person:	RAVI PRATAP	
	Address:	CHURCH ROAD , NEAR SI MARRY SCHOOL ,BETTIAH W. CHAMPRAN, BIHAR	
	Ph No:	9931073296	
	E-mail:	pratapcommunication@yahoo.com	
41	ASC Name:	Shiv Shakti Enterprises	Araria
	Contact Person:	Ranjeet KR Bhagat	

	Address:	Bhagat Market, A.D.B. Chowk, Araria, Bihar	
	Ph No:	9931373067	
	E-mail:	mmxshivshakti@rediffmail.com	
42	ASC Name:	Tirupati Traders	Motihari
	Contact Person:	Rakesh Kumar	
	Address:	Ansari Complex, Shop No.-6, Areraj Road, Balua Chowk, Motihari, Bihar	
	Ph No:	9386598941	
	E-mail:	tirupati.motihari@lgmobiles.com	
43	ASC Name:	Kajal Music Centre	Jamui
	Contact Person:	Birendra Kumar Gupta	
	Address:	Krishnapatti Chowk, Maharajganj, Jamui, Bihar.	
	Ph No:	9931073706	
	E-mail:	birendrakumargupta08@rediffmail.com	
44	ASC Name:	Suraj Mobile & Repairing Centre	Sitamarhi
	Contact Person:	Sanjeev kumar	
	Address:	old Bus Stand, Sursund Road (Near J J Hospital), Sitamarhi, Bihar	
	Ph No:	9973298888	
	E-mail:	suraj.1max@gmail.com	
45	ASC Name:	Shyam priya mobile.Com	Munger
	Contact Person:	Prem Sharma	
	Address:	Dindayal Chowk, Chowk Bazar Munger, Bihar	
	Ph No:	9304808494	
	E-mail:	joshi.vinayak2@gmail.com	
46	ASC Name:	Mobiles Care	Madhepura
	Contact Person:	Sanjay Kumar	
	Address:	Main Road, opp.- ADB Bank, Madhepura, Bihar	
	Ph No:	9939525204	

	E-mail:	sanjaymobilecare@gmail.com	
47	ASC Name:	Maa Pavitri Telecom	Saharsa
	Contact Person:	Lalan Kumar	
	Address:	Bangow Road, Near Rupawati High School, Saharsa, Bihar	
	Ph No:	9931373588	
	E-mail:	lalan588@gmail.com	
48	ASC Name:	Mobile Point	Sasaram
	Contact Person:	Suresh Pd. Singh	
	Address:	Laxmi Market, Gandhi Path, Sasaram, Bihar.	
	Ph No:	9431075885	
	E-mail:	suresh.prasad38@gmail.com	
STATE:	Jharkhand		City
49	ASC Name:	Cyber Communication	Ranchi
	Contact Person:	Mr. Arun kumar & mukesh kumar	
	Address:	Shop No. 54, Co-Operative Market Complex, Ashok Nagar.	
	Ph No:	9931373402	
	E-mail:	cyber.ran@lemonmobiles.com	
50	ASC Name:	Bhaskar Telelink	Palamu
	Contact Person:	mr. shashikant gupt	
	Address:	DR. J Dubey Complex, Shop No. 5, opp of Badi Masjid, Chhoumuhan Choek, Daltenganj	
	Ph No:	9430165753	
	E-mail:	bhaskar.pal@lemonmobiles.com	
51	ASC Name:	Digital Services	HAZARIBAGH
	Contact Person:	Mr.Shish Alam	H
	Address:	Plaza Market, Near Kallu Chowk, Pugmill	
	Ph No:	9334486465	
	E-mail:	digital.hazaribagh@lemonmobiles.com	

52	ASC Name:	GLOBAL AUTOMATION	Dhanbad
	Contact Person:	Subroto, Chandan	
	Address:	LG-38A, Urmila Tower, Bank More, Dhanbad, Jharkhnad	
	Ph No:	9234394311	
	E-mail:	global.dhanbad@lemonmobiles.com	
53	ASC Name:	Mobile Care(Dumka)	Dumka
	Contact Person:	Rajesh Kumar Prasad	
	Address:	Opp-Bus Stand, Dumka,Jharkhand-814101	
	Ph No:	9934665555	
	E-mail:	rajesh.dumka@gmail.com	
54	ASC Name:	Shyama Enterprises	Ranchi
	Contact Person:	Sanjeev Kumar	
	Address:	Capital Plaza, Purulia Road, Near Dr. Kashayap Eye Clinic, Ranchi, Jharkhand	
	Ph No:	9431577957	
	E-mail:	sanjeevshe28@gmail.com	
55	ASC Name:	Mobile Clinic	Bokaro Steel City
	Contact Person:	Praveen Kumar	
	Address:	C1-22D, City Centre, Sector-4/A, Bokaro Steel City, Jharkhand	
	Ph No:	9853311131	
	E-mail:	mobileclinic@gmail.com	
56	ASC Name:	S.M. Communication	Jamshedpur
	Contact Person:	Sumit Manchanda	
	Address:	241, Akash Deep Plaza, Golmuri, Jamshedpur, Jharkhand.	
	Ph No:	9386483870	
	E-mail:	sm.communication107@gmail.com	
57	ASC Name:	Astha mobile Sewa	Giridih
	Contact	Sanjay Kumar	

	Person:		
	Address:	Shakti Kanth Market, Opp.-Old Telephone Exchange, Main Road, Giridih, Jharkhand	
	Ph No:	9708609741	
	E-mail:	asthamobile@gmail.com	
58	ASC Name:	Nisha Telecom	Deoghar
	Contact Person:	Ashok Kumar Barnwal	
	Address:	Stasang Chowk, Opp.- Satsang College, Deogarh, Jharkhand	
	Ph No:	9470900127	
	E-mail:	nishatelecom.deoghar@gmail.com	
STATE:	Manipur		City
59	ASC Name:	I R Enterprises	Imphal
	Contact Person:	Mr. Yambem Roshan Singh	
	Address:	Paona Bazar, Imphal-01 ,	
	Ph No:	3852444863	
	E-mail:	ir.imphal@lemonmobiles.com	
60	ASC Name:	Ibohah Enterprises	Kakching Bazar
	Contact Person:	Ksh Birla Singh	
	Address:	Kakching Bazar, Manipur	
	Ph No:	9774333030	
	E-mail:	birla012009@gmail.com	
61	ASC Name:	Glamour World	Thoubal Awang Leikai
	Contact Person:	S Swamendrajit	
	Address:	Thoubal Awang Leikai, Manipur	
	Ph No:	9862088127	
	E-mail:	glamourworld@gmail.com	
STATE:	Meghalaya		City
62	ASC Name:	P.M.MOBILE REPAIRING CENTRE	SHILLONG

	Contact Person:	Mr. Nirmal Kumar Jain	
	Address:	GULISTA FANCY M.Kt. GS R.D. NEAR CANARA BANK	
	Ph No:	9436730283	
	E-mail:	pmmobile.shillong@lemonmobiles.com	
STATE:	Nagaland		City
63	ASC Name:	Space Net	Dimapur
	Contact Person:	Mr. Sandeep Sharma	
	Address:	Cross Road Galleria Complex, M.P. Road	
	Ph No:	9612303582	
	E-mail:	spacenet.dimapur@lemonmobiles.com	
STATE:	Orissa		City
64	ASC Name:	URA Mobiles	Balasore
	Contact Person:	Mr.Uttam Pal	
	Address:	Station Road, Near City Lodge	
	Ph No:	9777981300	
	E-mail:	ura.bala@lemonmobiles.com	
65	ASC Name:	Channel - 4	Cuttak
	Contact Person:	Mr.Murli Dhar Nayak	
	Address:	Singh Plaza Dolamundai, Cuttak	
	Ph No:	6713200797	
	E-mail:	channel.cutt@lemonmobiles.com	
66	ASC Name:	Black Buck Digital Services	Rourkela
	Contact Person:	Biswajit Dash	
	Address:	1st floor, vedbigyan bhawan, shaktinagar	
	Ph No:	9861575707	
	E-mail:	black.rourkela@lemonmobiles.com	
67	ASC Name:	Orissa Enterprises	Berhampur

	Contact Person:	Mr.Anand	
	Address:	Park Street, Behrampur- 2	
	Ph No:	9337764456	
	E-mail:	orissa.berhampur@lemonmobiles.com	
68	ASC Name:	Swastik Infotech	Bhubaneswar
	Contact Person:	MR.CHINMAYANANDA JENA	
	Address:	S-5, Griner Palace, Near Bus Stop, Bomikhal	
	Ph No:	9337707276	
	E-mail:	swastik.bhubaneswar@lemonmobiles.com	
69	ASC Name:	SREEVANI TRADERS	Ryagada
	Contact Person:	Mr.K.Mitra Gupta	
	Address:	Hotel Kapilas lane, Opp ADB(SBI) New colony Ryagada	
	Ph No:	9938271493	
	E-mail:	sreevani.traders@lemonmobiles.com	
70	ASC Name:	RT Mobile	Dhenkanal
	Contact Person:	Mr.Sangram Kumar panda	
	Address:	Mahabir bazar, D K Road, Dhenkanal, Orrisa -	
	Ph No:	943718788	
	E-mail:	rt.hamir@lemonmobiles.com	
71	ASC Name:	Kiran Enterprises	Jeypore
	Contact Person:	Kishore Chandra Hota	
	Address:	Block Office Road, Aurobindo Nagar, Jeypore-764001. (Orissa)	
	Ph No:	9437030398	
	E-mail:	hotakishore@yahoo.in	
72	ASC Name:	Swastik Mobile	Anogul
	Contact Person:	Sujit Garnaik	
	Address:	Hatatota, Talcher, Near Dental Clinic, Distl.-Anogul,Orissa	

	Ph No:	9776494999	
	E-mail:	sujit.1810@rediffmail.com	
73	ASC Name:	Space Telecom	Bhubaneshar
	Contact Person:	Swati Mishra	
	Address:	Plot No.-43, Babuji Nagar, Bhubaneshar.	
	Ph No:	9439726057	
	E-mail:	space.telc@gmail.com	
74	ASC Name:	Babool Mobile	Bhadrak
	Contact Person:	Susant Das	
	Address:	Near Radhika Lady Park, College Road, Jagannathpur, Bhadrak, Orissa	
	Ph No:	9937072562	
	E-mail:	babool.mobile@gmail.com	
75	ASC Name:	Tathastu Infotech	Naygarh
	Contact Person:	Ramani Ranjan Jena	
	Address:	College Road, Naygarh, Orissa.	
	Ph No:	9937075420	
	E-mail:	adoninfotex@gmail.com	
76	ASC Name:	GSM Solutions	Bolabgir
	Contact Person:	Nisis Patra	
	Address:	Stall No.-14, Kalamandal Road, Bolangir, Orissa.	
	Ph No:	9776323834	
	E-mail:	rohitsenis@yahoo.co.in	
STATE:	Tripura		City
77	ASC Name:	J A K Enterprises	Aqarlath
	Contact Person:	Babul Deb	
	Address:	2nd Floor, Rampari Mansion, Datta Super Market, Sakunlata Road, Aqarlath, Tripura	
	Ph No:	9436122185	

	E-mail:	jakenterprise.agt@rediffmail.com	
ZONE:	NORTH		
STATE:	Delhi		City
78	ASC Name:	Mobile Planet	Delhi
	Contact Person:	Shri Krishan	
	Address:	19-20 second floor conner market malviya nagar new delhi	
	Ph No:	9958253101	
	E-mail:	krishmohan74@yahoo.in	
79	ASC Name:	Vitage Computech Dot Net	West Patel Nagar
	Contact Person:	Mohit	
	Address:	A-89, West Patel Nagar, New Delhi	
	Ph No:	9212005152	
	E-mail:	vitagecomputech@gmail.com	
80	ASC Name:	Vaishnavi Services	Mayur Vihar
	Contact Person:	Arun Tyagi	
	Address:	A-1, Acharya Niketan, Mayur Vihar, Phase-1, New Delhi	
	Ph No:	9810888885	
	E-mail:	vaishnavi.services@gmail.com	
81	ASC Name:	Abhi Services	Rohini
	Contact Person:	Abhishek Sharma	
	Address:	G-20/215, Sector-7, Rohini	
	Ph No:	9891065105	
	E-mail:	abhi5277@yahoo.com	
82	ASC Name:	Care First Telenet Pvt. Ltd.	Kamla Nagar
	Contact Person:	Nitin Jain / Sanjeev Juneja	
	Address:	153/D, Opposite Gita Bhawan, Kamla Nagar, Delhi.	
	Ph No:	9891233332	

	E-mail:	carefirst.telenet@yahoo.in	
STATE:	Haryana		City
83	ASC Name:	Bee Ess Aar Communication	Ambala Cantt
	Contact Person:	Rajiv Gupta	
	Address:	27th First loor, M.C. Market, Behind Nigar Cinema	
	Ph No:	1714006229	
	E-mail:	beeess.ambala@lemonmobiles.com	
84	ASC Name:	Cell Point	Yamuna Nagar
	Contact Person:	Manoj kumar	
	Address:	Shop No. 9, Isher Complex, Yamuna Nagar	
	Ph No:	9813923239	
	E-mail:	cellpoint.yamunanagar@lemonmobiles.com	
85	ASC Name:	Luxmi Telecom	Sonipat
	Contact Person:	Subhash Saini	
	Address:	Shop No.104,1st Floor, P.P.Tower, Nr.Subash Chowk,Atlas Road,Sonipat	
	Ph No:	9253063350	
	E-mail:	luxmi.sonipat@lemonmobiles.com	
86	ASC Name:	Parasnath Telecom	Panipat
	Contact Person:	Mr Baldev Raj	
	Address:	Shop No. 17, Gupta Complex, Bishan Swaroop Colony, Nr Prem Hospital	
	Ph No:	1804000360	
	E-mail:	parasnath.panipat@lemonmobiles.com	
87	ASC Name:	Saini Mobile Repair	Jind
	Contact Person:	Mr. Narender Saini	
	Address:	Kundan Cinema, Safidon Road	
	Ph No:	9315889326	

	E-mail:	saini.jind@lemonmobiles.com	
88	ASC Name:	Service Zone	Sirsa
	Contact Person:	Praveen Kumar	
	Address:	89, Bishna Market, Sirsa. (Haryana)	
	Ph No:	9215508008	
	E-mail:	service.sirsa@lemonmobiles.com	
89	ASC Name:	Shree Service Point	Rohtak
	Contact Person:	Mr. Sandeep Deswal	
	Address:	8, Naryan Complex, Civel Road	
	Ph No:	9215844846	
	E-mail:	shreeservice.rohtak@lemonmobiles.com	
90	ASC Name:	Tara Tele& mobile	Karnal
	Contact Person:	Mr. Vivek Chaudhary	
	Address:	Shop no,-3&35Mela Ram School Market, Near Civil Hospital	
	Ph No:	989615500	
	E-mail:	tara.kar@lemonmobiles.com	
91	ASC Name:	Soni Telecom	Faridabad
	Contact Person:	Vinod Kumar	
	Address:	Shop No-44, 1st Floor Neelam Chowk NIT, Faridabad, Haryana	
	Ph No:	9312423999	
	E-mail:	sonitelecom.7@gmail.com	
92	ASC Name:	Kuruskshetra Communication	Kurukshetra
	Contact Person:	Manjit Singh	
	Address:	Uttam Market, Post Office Street, Mohan Nagar, Kurukshetra, Haryana	
	Ph No:	999116446	
	E-mail:	kk.com@gmail.com	
93	ASC Name:	Saini Mobile Care	Panchkula

	Contact Person:	Maresh Saini	
	Address:	Shop No.-32, Phase-1,Abheypur, Panchkula,Haryana	
	Ph No:	9815738575	
	E-mail:	sainimobiles@rediffmail.com	
94	ASC Name:	Ansh Communication	Gurgaon
	Contact Person:	Ajay Verma	
	Address:	Near Nokia Care, opp.Air Force School, Delhi Road, Gurgaon, Haryana	
	Ph No:	9312180588	
	E-mail:	anshcommunicationansh@gmail.com	
95	ASC Name:	Mobile Palace	Hissar
	Contact Person:	Narender Singh	
	Address:	Shop No.-8, Basement,Red Cross Market, Hissar, Haryana	
	Ph No:	9034691006	
	E-mail:	mobilepalace@gmail.com	
96	ASC Name:	S S R Care Center	Rewari
	Contact Person:	Sanjay Rastogi	
	Address:	Shop No.-437, Shopping Complex, Model Town, Rewari, Haryana	
	Ph No:	9812301113	
	E-mail:	sanjay_rustagi@yahoo.com	
97	ASC Name:	Baba Communication	Bahaduragh
	Contact Person:	Sumit	
	Address:	G1, Shyamji Complex, Bahadurgarh, Distt-Jajihar, Haryana	
	Ph No:	8053680837	
	E-mail:	sumit9918@yahoo.in	
98	ASC Name:	I. Tech Mobile Repairing	Plawal
	Contact Person:	Imran Khan	
	Address:	Shekhpura Gali No.-2, Kitwari Chowk, Palwal, (Haryana)	

	Ph No:	9813170786	
	E-mail:	imran00000786@yahoo.com	
STATE:	HP		City
99	ASC Name:	Manoj Enterprices	Shimla
	Contact Person:	sood ji	
	Address:	CABIN NO. 109, PC CHAMBER, OPP. JODHA NIWAS PARKING, Shimla, Himachal Pradesh	
	Ph No:	2651464	
	E-mail:	manoj.shimla@lemonmobiles.com	
100	ASC Name:	Swastik Sales	Solan
	Contact Person:	vikas	
	Address:	Thakur Building, Near CJM Resi., Anand Vihar, Sapoom	
	Ph No:	9816494475	
	E-mail:	swastik.solan@lemonmobiles.com	
101	ASC Name:	Sharma Mobile Repairs	Kangra
	Contact Person:	Anuj Sharma	
	Address:	Gupt Ganga Road opp water suply office, Kangara	
	Ph No:	9817036114	
	E-mail:	sharma.kangra@lemonmobiles.com	
102	ASC Name:	Brahma Electronics	Una
	Contact Person:	monoj	
	Address:	mc market una	
	Ph No:	9318622045	
	E-mail:	brahma.una@lemonmobiles.com	
103	ASC Name:	Cell Point	Kullu
	Contact Person:	Sunil Khanna	
	Address:	Near Jawala Mata Mandir, Shamshi	
	Ph No:	9857061116	

	E-mail:	cell.kullu@lemonmobiles.com	
104	ASC Name:	Mobile Care	SUNDER NAGAR
	Contact Person:	Mr. Naveen Kumar	
	Address:	NH-21, Old Bus Stand, Sunder Nagar, Distt. Mandi	
	Ph No:	9816580674	
	E-mail:	mobilecare.sunder@lemonmobiles.com	
105	ASC Name:	Chawla Communication	Baddi
	Contact Person:	Deepak Chawla	
	Address:	Near Laj Dharm Kanta, Sai Road, Distt. Solan (H.P.)	
	Ph No:	9805557555	
	E-mail:	deepakchawla.baddi@yahoo.in	
106	ASC Name:	Rattan Mobile	Solan
	Contact Person:	Tilak Raj	
	Address:	Lakkar Bazar, Near Mittal Complex, Solan (H.P.)	
	Ph No:	9816507700	
	E-mail:	rattanmob@gmail.com	
STATE:	Jammu & Kashmir		City
107	ASC Name:	Khan Studio	DODA CITY
	Contact Person:	Mr.Mansoor Khan	
	Address:	Old Bus Stand, Doda City, J&K-	
	Ph No:	9906039303	
	E-mail:	khan.jk@lemonmobiles.com	
108	ASC Name:	Gips Computers	Jammu
	Contact Person:	Mr.Shabbir Hussain	
	Address:	House No. 74, Ambedkar Nagar ,New High Court Road ,Old Janipur, Jammu.	
	Ph No:	9419175721	

	E-mail:	gips.jam@lemonmobiles.com	
109	ASC Name:	Smart Care	Srinagar
	Contact Person:	Mr MANZOOR HAMID BHAT	
	Address:	OPP. HDFC BANK, KARAN NAGAR, SRINAGAR	
	Ph No:	9018111102	
	E-mail:	smartcare.jk@lemonmobiles.com	
110	ASC Name:	Pee Kay Traders	Udhampur
	Contact Person:	Vishal Mahajan	
	Address:	Link Road, Near Forest Office, Udhampur, Jammu & Kashmir	
	Ph No:	9796032273	
	E-mail:	itbhai@gmail.com	
111	ASC Name:	Shah Electronics	Poonch
	Contact Person:	Ifthkar Hussain Shah	
	Address:	Shop No.-86, Main Bazar Mendhar, Distt.-Poonch, Jammu & Kashmir	
	Ph No:	8803298387	
	E-mail:	ifthkar.1984mdr@gmail.com	
112	ASC Name:	Shanu Mobile Centre	Kathua
	Contact Person:	Bishnat Kumar	
	Address:	Laxmi Market, Ward No.-5, Kathua.	
	Ph No:	9419150247	
	E-mail:	bk.elect@yahoo.com	
113	ASC Name:	Ankur Mobiles	Rajouri
	Contact Person:	Adishvar Mahajan	
	Address:	shop No.-3, Bus Stand, Rajouri, Jammu & Kashmir	
	Ph No:	9622026861	
	E-mail:	www.adi_shvar@yahoo.com	
114	ASC Name:	Amir Telecom	Tharathi

	Contact Person:	Amir Shah	
	Address:	Jamia Masjid, Near SBI Bank, Tharathi, Jammu & Kashmir.	
	Ph No:	9906068704	
	E-mail:	amirtelecom786@gmail.com	
STATE:	Punjab		City
115	ASC Name:	Alpha Infotech	Chandigarh
	Contact Person:	Mr. Yashpal Singh	
	Address:	No. 2068/1Burail, Sector-45A, Chandigarh	
	Ph No:	9888290217	
	E-mail:	alpha.chandi@lemonmobiles.com	
116	ASC Name:	13 Balaji Computers	Batinda
	Contact Person:	Mr. Dinesh Kumar	
	Address:	d-10 b.k super market opposite santoshi mata mandir back side dhobi bazar	
	Ph No:	9464980013	
	E-mail:	balaji.bat@lemonmobiles.com	
117	ASC Name:	13 Balaji Computers	Batinda
	Contact Person:	Mr. Dinesh Kumar	
	Address:	d-10 b.k super market opposite santoshi mata mandir back side dhobi bazar	
	Ph No:	9464980013	
	E-mail:	balaji.bat@lemonmobiles.com	
118	ASC Name:	L.S.Mobile Repair	Samana
	Contact Person:	Mr. Gurpreet Singh	
	Address:	Post Office Road Samana	
	Ph No:	9888316926	
	E-mail:	lsmobile.samana@lemonmobiles.com	
119	ASC Name:	GSM Services	Amritsar
	Contact	nitin	

	Person:		
	Address:	1-B, Liberty? Market, Opp. Railway Link Road.	
	Ph No:	2560540	
	E-mail:	gsm.amritsar@lemonmobiles.com	
120	ASC Name:	Shree Communication	Jalandhar
	Contact Person:	batra	
	Address:	126, Ashok Nagar, Basti Sheikh Road	
	Ph No:	9814265656	
	E-mail:	shree.jalandhar@lemonmobiles.com	
121	ASC Name:	Surya Enterprises	Dinanagar
	Contact Person:	raj kumar	
	Address:	Brahaman Sabha Mandir Road, Dinanagar	
	Ph No:	9876997954	
	E-mail:	surya.dinanagar@lemonmobiles.com	
122	ASC Name:	Global Teletec	Chandigarh
	Contact Person:	TK SHARMA	
	Address:	SCO 272, 2nd Floor Sector-32 D, Chandigarh, Punjab	
	Ph No:	5088604	
	E-mail:	global.chandigarh@lemonmobiles.com	
123	ASC Name:	G. M. Telecom	Patila
	Contact Person:	Mandeep Singh	
	Address:	Shop No.-7, New Cloth Market, Near Share Pwnjel Market, Patila, Punjab	
	Ph No:	9814505020	
	E-mail:	mandy80104@yahoo.co.in	
124	ASC Name:	Parveen Electronics	Rajpura
	Contact Person:	Mr. Parveen Electronics	
	Address:	House No.-1756/2-3, Mahabir Mandir Road, Rajpura, Punjab	

	Ph No:	9815482310	
	E-mail:	par_electronics@yahoo.com	
125	ASC Name:	R K Mobile	Phagwara
	Contact Person:	Rakesh Kumar	
	Address:	Friends Colony, Opp-JCT School, Pagwara, Punjab	
	Ph No:	9814430959	
	E-mail:	rakesh_2050b@yahoo.com	
126	ASC Name:	Shivam Mobile Care	Ferozepur
	Contact Person:	Vivek	
	Address:	32, Red Cross Market, The Mall, Ferozepur, Punjab	
	Ph No:	9914700053	
	E-mail:	mobilecarefzr@gmail.com	
127	ASC Name:	Verma Telecom	Batala
	Contact Person:	Dhreej Verma	
	Address:	Near SDM Court, DBN Road, Batala, Punjab	
	Ph No:	9914460261	
	E-mail:	vermatelecom261@rediffmail.com	
128	ASC Name:	Sai Ji Telecom	Ludhiana
	Contact Person:	kamal sony	
	Address:	shope no.4 pearl place ghumar mandi	
	Ph No:	1615020310	
	E-mail:	sai.ludhiana@lemonmobiles.com	
STATE:	Rajasthan		City
129	ASC Name:	Aadinath Telecom	Ajmer
	Contact Person:	Mr. Kamal Jain	
	Address:	Nr. Dr. Chandra Narayan, Ghee Mandi, Naya Bazar, Ajmer	
	Ph No:	9982951217	

	E-mail:	aadi.ajm@lemonmobiles.com	
130	ASC Name:	Akash Enterprises	Ganagpur
	Contact Person:	Mr Yogesh Agerwal	
	Address:	Opp. Panchayat Bhawan Dist. Sawai Madhupur	
	Ph No:	9875151000	
	E-mail:	akash.ganagpur@lemonmobiles.com	
131	ASC Name:	Galaxmial Telecom	Jaipur
	Contact Person:	Mr. Ramesh Verma	
	Address:	G-43 Ganpati Plaza, A Block, M I Road	
	Ph No:	9001463025	
	E-mail:	galaxmial.jaipur@lemonmobiles.com	
132	ASC Name:	Gulati Communication	Kota
	Contact Person:	saarabh	
	Address:	Shop-7,Plot No 1-D-1, Sheela Choudhary Road, SFS Colony,Talwandi	
	Ph No:	9829359620	
	E-mail:	gulati.kota@lemonmobiles.com	
133	ASC Name:	India Cell Service	Jhunjhunu
	Contact Person:	Mr. Mo. Yunush	
	Address:	Opp. Prabhat Cinema Station Road, Street Kabadi Market	
	Ph No:	9829610730	
	E-mail:	india.jhun@lemonmobiles.com	
134	ASC Name:	Ram Sanehi Trading Co.	Jodhpur
	Contact Person:	Bhupendra bansal	
	Address:	Inside Narshingh Bhawan,Opp.Yash Yamaha Showroom,Behind Shiv mandir, Gol Building circle, Sardharpura,Jodhpur	
	Ph No:	9214897703	
	E-mail:	ram.jodhpur@lemonmobiles.com	
135	ASC Name:	S.D. Mobile Center	Bharatpur

	Contact Person:	Jitender bansal	
	Address:	Shop No.-5, K.B. Plaza, Near Central Bank of India in front of Laxman Mandir, Bharatpur (Rajasthan)-	
	Ph No:	9351623526	
	E-mail:	sdmobile.bharatpur@lemonmobiles.com	
136	ASC Name:	SHREE KHETESHWAR TELECOM	BIKANER
	Contact Person:	narander wadhwa	
	Address:	opp lakhotia chakki durga mandir road hanumangarh, Rajasthan	
	Ph No:	9649002000	
	E-mail:	shree.hanumangarh@lemonmobiles.com	
137	ASC Name:	Shreenidhi Mobile	BARAN
	Contact Person:	gaurav	
	Address:	Dalla Ji Ki Dharam salla ke niche,HOSPITAL ROAD BARAN (RAJASTHAN)	
	Ph No:	9929690003	
	E-mail:	shreenidhi.baran@lemonmobiles.com	
138	ASC Name:	Software World	Bhilwara
	Contact Person:	Parkesh	
	Address:	Bazar No.-2, Behind Police Control Room, Bhilwara, Rajasthan	
	Ph No:	9950937505	
	E-mail:	nikiljain@rediffmail.com	
139	ASC Name:	Shri Vinayak Associates	Bundi
	Contact Person:	Bhanu Sharma	
	Address:	Shri Om Complex, New Dhanmandi Road	
	Ph No:	9660956789	
	E-mail:	shrivinayak.bundi@lemonmobiles.com	
140	ASC Name:	Techno key	Udaipur
	Contact Person:	Harsh	

	Address:	15 B, Opp. Shri Ram Stone, N.R Police Line Tekri road	
	Ph No:	2942485642	
	E-mail:	techno.udaipur@lemonmobiles.com	
141	ASC Name:	TIRUPATI TELECOM	DHOLPUR
	Contact Person:	Mr. Mohsin Khan/Mr.Devendra Parmar	
	Address:	SHOP NO.-12 BHAGWATI MARKET NEAR JAGAN TALKIES JAGAN TIRAHA DHOLPUR	
	Ph No:	9351623526	
	E-mail:	tirupati.dholpur@lemonmobiles.com	
142	ASC Name:	Vishwas System	Jaipur
	Contact Person:	krishna Gupta	
	Address:	A-27, Subash Nagar, Shastri Nagar, Jaipur ,Rajasthan	
	Ph No:	9314190400	
	E-mail:	madan_see@yahoo.co.in	
143	ASC Name:	Softcom Mobile Point	Tonk
	Contact Person:	Syed Eaize Shah	
	Address:	Nazar Bazar Road, Tonk, Rajasthan	
	Ph No:	9214736304	
	E-mail:	fizeshah@yahoo.com	
144	ASC Name:	Lahas Telecom Center	Karauli
	Contact Person:	Bhagwansy Agarwal	
	Address:	Damp Road, Hindaun City, Diss.-Karauli, Rajasthan	
	Ph No:	9828238988	
	E-mail:	lahastelecom@yahoo.com	
145	ASC Name:	Aadhunik Care House	Sri Ganganagar
	Contact Person:	Mahaveer Prasad Jain	
	Address:	12 Market Complex, Purani Subzi Mandi, Birbal Chowk, Sri Ganaanagr.	

	Ph No:	9461360400	
	E-mail:	aadhunikcare@gmail.com	
146	ASC Name:	Siddhi Vinayak Telecom	Sawai Madhopur
	Contact Person:	Rashid Mohd	
	Address:	Shop No.-5, Opp.-Gouttam Ashram, Bajaria, Sawai Madhopur, Rajasthan	
	Ph No:	9461173786	
	E-mail:	rashid.saharamobile786@gmail.com	
147	ASC Name:	Guru Vallabh Care Center	Alwar
	Contact Person:	Ankush Jain	
	Address:	Gulab Bagh Road, Opp.-Agarwal Dharamshala, Near Bus Stand, Alwar, Rajasthan	
	Ph No:	8104398997	
	E-mail:	guruvallabh_alwar@rediffmail.com	
148	ASC Name:	Bhumika Electronics	Jaipur
	Contact Person:	Madan Murari Sharma	
	Address:	D-82, Chomu House, C- Scheme, Jaipur, Rajasthan	
	Ph No:	9828503160	
	E-mail:	bhmikaelec@sify.com	
149	ASC Name:	Anshul Services	Baran
	Contact Person:	Suresh Gupta	
	Address:	Inside Old Telephone Exchange, Hospital Road, Baran, Rajasthan	
	Ph No:	9414309030	
	E-mail:	anshulmobilebaran@yahoo.com	
150	ASC Name:	Dollphin Mobiles	Bikaner
	Contact Person:	Hemchand Nagal	
	Address:	Hera Lal Mall, opp.-Railway Station, Bikaner, Rajasthan	
	Ph No:	9214521518	

	E-mail:	hemchandnagal07@gmail.com	
151	ASC Name:	Rahul Enterprises	Sawai Madhopur
	Contact Person:	Rahul Aggarwal	
	Address:	Kachari Road, Gangapur City, Distt.- Sawai Madhopur, Rajasthan	
	Ph No:	9828268666	
	E-mail:	rahulenterprises77@yahoo.com	
STATE:	UP East		City
152	ASC Name:	Aarna Infotech	Gonda
	Contact Person:	Mr. Dharamveer verma	
	Address:	Suraj Complex Malviya Nagar	
	Ph No:	9161423675	
	E-mail:	aarnainfotech.gonda@lemonmobiles.com	
153	ASC Name:	Avijit Infotech	Unnao
	Contact Person:	Mr.Vishnu Pandey	
	Address:	251 ,A.B. Nagar Opp. Collector ganj Unnao - 209801	
	Ph No:	9335353222	
	E-mail:	avijit.unnao@lemonmobiles.com	
154	ASC Name:	B.R.B.M. Teleservices	Allahabad
	Contact Person:	Girish Kumar Agrawal	
	Address:	30,V.N.Marg (City Hotel Building) Allahabad-211003	
	Ph No:	0532-24015	
	E-mail:	brbm.allahabad@lemonmobiles.com	
155	ASC Name:	Bansal Mobile Sansar	Chitrakoot karwi
	Contact Person:	Sandeep Bansal	
	Address:	Kali Devi Chauraha, Purani Bazar Karwi	
	Ph No:	9335869000	
	E-mail:	bansalmobile.chitrakoot@lemonmobiles.com	

156	ASC Name:	Care Electronics	Faizabad
	Contact Person:	Mr. Naval K. Gupta	
	Address:	Shop No. 3, Build. No. 5/11/114, Hamdani Kothi, Pargana Haveli, Reed Ganj.	
	Ph No:	9696985977	
	E-mail:	care.faizabad@lemonmobiles.com	
157	ASC Name:	Carewell IT Services Pvt. Ltd	Kanpur
	Contact Person:	Mr. Amit Asthana	
	Address:	Govind Nagar, Opp. Natraj Cinema	
	Ph No:	5123260261	
	E-mail:	carewell.kanpur@lemonmobiles.com	
158	ASC Name:	Chotu Mobile Center	Maudaha
	Contact Person:	Mr. Radha Krishna Gupta	
	Address:	Rashmi Petrol Pump, Maudaha,	
	Ph No:	9616096160	
	E-mail:	chotu.hamir@lemonmobiles.com	
159	ASC Name:	Front Line Computers	Etawah
	Contact Person:	Mr. Puneet Kaushik/Mr. R.R. Tiwari	
	Address:	132, Civil Lines, Pakka Talab Chauraha, Pin-206001	
	Ph No:	9219404194	
	E-mail:	front.etawah@lemonmobiles.com	
160	ASC Name:	G L Services	Lucknow
	Contact Person:	Mr. Sanjeev Batra	
	Address:	Sri Niwas, IInd Floor, 14, Beni Prasad Road, Lalbagh	
	Ph No:	9839411655	
	E-mail:	saisalempur@yahoo.com	
161	ASC Name:	Gupta National Radios	Farrukhabad
	Contact Person:	Basant Kr. Gupta	

	Address:	2/74, Ghumna Bazar, Farrukhabad	
	Ph No:	9838648303	
	E-mail:	visheshtelecom@in.com	
162	ASC Name:	K Mobile	Kanpur
	Contact Person:	Mr. Sanjeev Singh	
	Address:	FFD-12 3rd Floor, Somdutt Plaza, Kanpur	
	Ph No:	9670037632	
	E-mail:	bablu_kumar946@yahoo.com	
163	ASC Name:	Karuna Enterprises	Raebareli
	Contact Person:	Vikas Jain	
	Address:	Shop No.-3, Bajpai Market, Malik Mau Road, Beli Ganj	
	Ph No:	9792400005	
	E-mail:	karuna.raebareli@lemonmobiles.com	
164	ASC Name:	Kaushal Mobile Shop	Hamirpur
	Contact Person:	Anurag Tiwari	
	Address:	Paliwal Complex, King Road, Hamirpur	
	Ph No:	9838630043	
	E-mail:	kaushal.hamirpur@lemonmobiles.com	
165	ASC Name:	MAA Duiza Telecom	Sonebhadra
	Contact Person:	suresh	
	Address:	Aryan Samaj Chauraha	
	Ph No:	9935423418	
	E-mail:	chintu2552@yahoo.co.in	
166	ASC Name:	MAA DURGA ELECTRONICS	Varanasi
	Contact Person:	MS REKHA R SRIVASTAVA	
	Address:	C 26/1 A,GANESH BAGH,KABIR ROAD,NEAR PETROL PUMP, VARANASI. PIN:221001	
	Ph No:	9807207811	

	E-mail:	maa.varanasi@lemonmobiles.com	
167	ASC Name:	Mobile Place	Sultan Pur
	Contact Person:	Mr. Pawan Pandey	
	Address:	Shop no.6, Super market Sultan pur-228001	
	Ph No:	9838624713	
	E-mail:	mobile.sult@lemonmobiles.com	
168	ASC Name:	Plus Computer Repairing Centre	Jhansi
	Contact Person:	Sujit Kumar	
	Address:	Shop No.-5, Basement, Modi Tower, Jeevan Shah	
	Ph No:	9453941965	
	E-mail:	pluscomputer.jhasi@lemonmobiles.com	
169	ASC Name:	S.S.S. Telecom	Allahabad
	Contact Person:	Mr. Shailendra Tripathi	
	Address:	SHOP NO.G-4 OF BIHARI BHAWAN 3, S.P MARG, Civil Lines, ALLAHABAD, Utter Pradesh	
	Ph No:	96161718	
	E-mail:	vikasshrivastav79@rocketmail.com	
170	ASC Name:	Sapna Auto Agency	Jaunpur
	Contact Person:	Mr. Dileep Kumar Singh	
	Address:	Wazidpur Tiraha, Jaunpur	
	Ph No:	9336523000	
	E-mail:	sapna.jaunpur@lemonmobiles.com	
171	ASC Name:	Shagun Mobile	Sitapur
	Contact Person:	santosh prajapati	
	Address:	shop no. 1 jama masjid alamnagar sitapur	
	Ph No:	9839943131	
	E-mail:	shagun.sitapur@lemonmobiles.com	
172	ASC Name:	Shipra Electrical & Appliances	Hardoi

	Contact Person:	Mr. Gaurav Gupta	
	Address:	RD Plaza Shop No.6 Near Agrawal Dhramsala Circular Road	
	Ph No:	9838908332	
	E-mail:	shipra.hardoi@lemonmobiles.com	
173	ASC Name:	Shivam Infotech World	Gorakhpur
	Contact Person:	Mr. VISHAL PANDEY	
	Address:	PT.Harihar PD. Dubay Marg Betiahata, Gorakhpur	
	Ph No:	9336415312	
	E-mail:	iconinfosys@rediffmail.com	
174	ASC Name:	Vishal Communication	Varanasi
	Contact Person:	Mr. Vishal	
	Address:	S. 21/112,A-1 Englishiya Line, Varanasi(UP)	
	Ph No:	983925944	
	E-mail:	vishal.var@lemonmobiles.com	
175	ASC Name:	Swastik Telecom	Mirzapur
	Contact Person:	Mr. Shishir Agrawal	
	Address:	Imarti Road	
	Ph No:	9415232277	
	E-mail:	swastik.mirzapur@lemonmobiles.com	
176	ASC Name:	Max Computer & Mobile Services	Banda
	Contact Person:	Alok Tiwari	
	Address:	Jal Sansthan Road, Gular Naka Banda, Uttar Pardesh.	
	Ph No:	9335877349	
	E-mail:	alok_chp@yahoo.co.in	
177	ASC Name:	Khatu Shyam and Company	Bahraich
	Contact Person:	Gopal	
	Address:	Laxmi Plaza, Near Chawani Chauraha, Opp. Allahabad Bank ATM, Bahraich	

	Ph No:	9984184166	
	E-mail:	khatu.bahraich@lemonmobiles.com	
178	ASC Name:	M.M Communications	Gorakhpur
	Contact Person:	Ashwani Kumar	
	Address:	C/o ICON TS,4-Jai Joshi Complex, Medical College Road, Basharatpur	
	Ph No:	9336422769	
	E-mail:	mm.gorakhpur@lemonmobiles.com	
179	ASC Name:	Aditya Mobile World	Ghazipur
	Contact Person:	Aditya Kumar	
	Address:	Lal Darwaza, Near Shiv Temple, Distt. - Ghazipur, Uttar Pradesh	
	Ph No:	9415887413	
	E-mail:	chaurasiaaditya1@gmail.com	
180	ASC Name:	Royal Enterprises	Basti
	Contact Person:	Rajesh Singh	
	Address:	opp.- TVS Agency, Near Janta Hotel, Ghandi Nagar Basti, Uttar Pardesh	
	Ph No:	9839484022	
	E-mail:	rajeshsingh.basti@rediffmail.com	
181	ASC Name:	Shree Shyam Mobile Collection	Deoria
	Contact Person:	Jitesh	
	Address:	Amar Jyoti Road, Deoria, Uttar Pradesh	
	Ph No:	983845068	
	E-mail:	sandeep.bansal@gmail.com	
182	ASC Name:	Sai Service Station	Salempur
	Contact Person:	Santosh	
	Address:	Statio Road. Salempur, Uatter pradesh	
	Ph No:	9936702500	
	E-mail:	saisalempur@yahoo.com	

183	ASC Name:	Harshit Electronics	Ballia
	Contact Person:	Desh Deepak Gupta	
	Address:	Brighu Ashram, Near Purranchal Cinema, Ballia, Uttar Pradesh.	
	Ph No:	9305750110	
	E-mail:	ddg74@yahoo.com	
184	ASC Name:	Satyam Communication	Ambedkar Nagar
	Contact Person:	Satyam Mehrotra	
	Address:	Lohiya Chowk, Shahzadpur, Akbarpur, Ambedkar Nagar, Uttar Pradesh.	
	Ph No:	9919499571	
	E-mail:	satyam.akb@rediffmail.com	
185	ASC Name:	Shivam Infotech	Deoria
	Contact Person:	Vishal Pandey	
	Address:	Civil Lines Road in front of Jila Panchayat Karyalay, Deoria (Uttar Pardesh)	
	Ph No:	9336415312	
	E-mail:	shivaminfotechworld@gmail.com	
186	ASC Name:	M D Mobile Solutions	Sitapur
	Contact Person:	Anoop Prajapati	
	Address:	Near RTO Office, Lakhimpur, Sitapur(Khieri), Utter Pradesh	
	Ph No:	9506556666	
	E-mail:	mdmobilesolutions77@gmail.com	
187	ASC Name:	Jaiswal Services	Gonda
	Contact Person:	Navendera Jaswal	
	Address:	Infront Of Dadua Bazar, Post Office, Sahabganj, Station road, Gonda, Utter Pradesh	
	Ph No:	9475765656	
	E-mail:	jaiswalservices@gmail.com	
STATE:	UP West		City

188	ASC Name:	Arya Electricals	Hathras
	Contact Person:	Vikas Sharma	
	Address:	Lakshmi Talkies Market ,Kamla Bazar ,Hathras	
	Ph No:	921942865	
	E-mail:	aryaelectrial@yahoo.com	
189	ASC Name:	Dev Telecom	Shamli
	Contact Person:	Yogesh,Manoj,amit	
	Address:	Dhimanpura,Near Muzaffarnagar Bus Stand,Opp.Indian Overseas Bank	
	Ph No:	9219516400	
	E-mail:	dev.telecom@yahoo.co.in	
190	ASC Name:	Gauri Infocare	Firozabad
	Contact Person:	Mr. Vinod kumar,Rajkumar	
	Address:	20,Ratan vihar complex, suhag nagar	
	Ph No:	9319755155	
	E-mail:	gauri.firozabad@lemonmobiles.com	
191	ASC Name:	Hari Om Cellulars	Shamli
	Contact Person:	Mr. Vikrant Gupta	
	Address:	Bara Bazaar, Shamli, Distt. Muzaffarnagar - 247776, (U.P)	
	Ph No:	9758006791	
	E-mail:	hari.sh@lemonmobiles.com	
192	ASC Name:	India Electronics	Meerut
	Contact Person:	Mr. Saeed khan	
	Address:	A 77 Bank Street opp. Scout guide school Lalkurti, Meerut, (U.P)	
	Ph No:	9997692165	
	E-mail:	india.mee@lemonmobiles.com	
193	ASC Name:	Infocare	Aligarh
	Contact Person:	Prabal Bansal	

	Address:	#13,14, Vikram Arcade Railway Road, Aligarh	
	Ph No:	9359588880	
	E-mail:	infocare.aligarh@lemonmobiles.com	
194	ASC Name:	Jai Baba Electronics (UT)	Rudrapur
	Contact Person:	Mohit Rajput	
	Address:	H.No.G-26,1st Floor,Near Panch Mandir,(Udham Singh Nagar)	
	Ph No:	9927871661	
	E-mail:	jai.rudrapur@lemonmobiles.com	
195	ASC Name:	Jain Sons	Agra
	Contact Person:	V. K Jain	
	Address:	3-A, Raghu Shopping Complex, M.G. Road, Agra, Utter Pradesh	
	Ph No:	5624000215	
	E-mail:	jain.agra@lemonmobiles.com	
196	ASC Name:	Kissan Communication	Baghpat
	Contact Person:	Mr. Vivek Arya	
	Address:	New Railway Station, Nehru Road,Baraut , Baghpat (U.P.)-250611	
	Ph No:	9359366111	
	E-mail:	kissan.baghpat@lemonmobiles.com	
197	ASC Name:	Krishna Electronics & Telecom	Muzaffarnagar
	Contact Person:	Mr. Gurucharan Singh Arora	
	Address:	1 Agrawal Market,Muzaffarnagar-251002(UP)	
	Ph No:	9897950263	
	E-mail:	krishna.muz@lemonmobiles.com	
198	ASC Name:	Majid Telecom	Bijnor
	Contact Person:	Mr.Abdul Majid	
	Address:	G.K. Complex Near PNB Kotdawar Road Najibabad Dist> Bijnor-	
	Ph No:	989747068	

	E-mail:	majid.bij@lemonmobiles.com	
199	ASC Name:	S.S. Computers	Mainpuri
	Contact Person:	Ankit Mishra	
	Address:	Near Raj Marriage Home, Haridarshan Nagar, MainPuri (U.P)	
	Ph No:	9259518106	
	E-mail:	ss.mainpuri@lemonmobiles.com	
200	ASC Name:	Shree Balaji Communication	Bulandshahr
	Contact Person:	mayur	
	Address:	First Floor,Sharad Gyaan Complex ,Opp.Dr.S.C.Gupta Compound	
	Ph No:	9219656300	
	E-mail:	shree.bulandshahr@lemonmobiles.com	
201	ASC Name:	Triveni Computer Service	Etah
	Contact Person:	Vinod Kumar	
	Address:	688/01 Vijay Nagar,In Front of Sarda Cinema,Thundi Sarak.	
	Ph No:	9368111681	
	E-mail:	triveni.etaah@lemonmobiles.com	
202	ASC Name:	Ujjwal Telecom	Dehradun
	Contact Person:	Mr.Roshan	
	Address:	42 omkar road Behind GPO, Chukuwala, Dehradun	
	Ph No:	9897388800	
	E-mail:	ujjwal.dehradun@lemonmobiles.com	
203	ASC Name:	V.M. Computer Services	GHAZIABAD
	Contact Person:	Akash Singh	
	Address:	C/O Money Communication ,Shop No.1, C-22, RDC, GHAZIABAD(U.P.)	
	Ph No:	1204568495	
	E-mail:	jp.sharma83@gmail.com	
204	ASC Name:	Websity Computers	Shajahanpur

	Contact Person:	C.M.Jauhari,Dharam Veer Singh	
	Address:	71, Tarin Bahadurganj, Near Clock Tower	
	Ph No:	9235428272	
	E-mail:	websity.shajahanpur@lemonmobiles.com	
205	ASC Name:	Vidhi Mobile Point	Noida
	Contact Person:	Pradup Awana	
	Address:	Shop No-1, Horam Complex, Naya Bass, Sec-15, Noida,Uatter Pardesh	
	Ph No:	1204358655	
	E-mail:	vidhimobilepoint@gmail.com	
206	ASC Name:	Care point	Ghaziabad
	Contact Person:	Sachin Choudhary	
	Address:	GLF-2, Opp. Reliance Treands, Opp. R K Banqute, G. T. Road. Ghaziabad, Uatter Pardesh	
	Ph No:	9910686809	
	E-mail:	sachin4_chaudhary@yahoo.com	
207	ASC Name:	Vaibhav Telecom	Badaun
	Contact Person:	Sonia	
	Address:	Hatal Ajenta Complex, Opp. Roadways Bes Stand, Badaun, Utter Pardesh	
	Ph No:	9258756660	
	E-mail:	vaibhavtele@rediffmail.com	
208	ASC Name:	Rathore Electronics	Pilibhit
	Contact Person:	Vijay Rathore	
	Address:	Madhuban Complex, Ground Floor, Pilibhit,Uttar Pradesh	
	Ph No:	9259316555	
	E-mail:	vijayrathore20@yahoo.com	
209	ASC Name:	Shri Balaji Infotech	Gajroula

	Contact Person:	Mukesh Tomer	
	Address:	1st Floor, Nagar PalikaMarket, Opp.Ramabai Degree College, Gajroula, Uatter Pradesh.	
	Ph No:	9258877388	
	E-mail:	mukee.tanwar@gmail.com	
210	ASC Name:	A- Care Centre	Agra
	Contact Person:	Ashok Goyal	
	Address:	Blok No.-28/2, B-111, Jyoti Building, Opp. Post Office, Sanjay Palace, Agra, Uttar Pradesh.	
	Ph No:	9319380777	
	E-mail:	ankurcare.agra@gmail.com	
211	ASC Name:	Aarohi Services	Bareilly
	Contact Person:	Aarti Tondon	
	Address:	SA-21, D.D. Puram, Bareilly, utter pradesh	
	Ph No:	9927412345	
	E-mail:	aarohiservices@gmail.com	
212	ASC Name:	Tirupati Enterprises	Saharanpur
	Contact Person:	Manu Tyagi	
	Address:	Pooja Complex, Opp civil Court,Court Road, Saharanpur,	
	Ph No:	9837690000	
	E-mail:	service.saharanpur@gmail.com	
213	ASC Name:	R.K INFOTECH	Mathura
	Contact Person:	alok gupta	
	Address:	G-3 AATITHYA PALACE COMPLEX, SONKH ADDA, JUNCTION ROAD	
	Ph No:	9319999666	
	E-mail:	rk.mathura@lemonmobiles.com	
214	ASC Name:	Prem Computer Services	Kasganj
	Contact Person:	Vinay Kumar	

	Address:	Roop Complex, Nadrai Gate, Kasganj, Kashi Ram Nagar, Uttar Pradesh	
	Ph No:	9837403904	
	E-mail:	vinayinfo2000@yahoo.com	
215	ASC Name:	Krishika Telecom	Hapur
	Contact Person:	Sunil Kumar	
	Address:	Front of R K Plaza, Gurudwara Market, Railway Road, Hapur, Gaziabadh, Uttar Pradesh	
	Ph No:	9219132812	
	E-mail:	krishikatelecom@gmail.com	
216	ASC Name:	Shiv Telecom	Modi Nagar
	Contact Person:	Ankit Kumar	
	Address:	Opp. - Modi Nagar Dharam Kanta, Near Raj Chopla, Modinagar, Ghaziabad, Uttar Pradesh	
	Ph No:	9319486010	
	E-mail:	shiv.ankit09@gmail.com	
217	ASC Name:	Shree Balaji Infotech(Moradabad)	Moradabad
	Contact Person:	Mukesh kumar	
	Address:	Near Taj Banquite, Ahuja Dudh Bhandar, Loco Shed, Moradabad, Utter Pradesh	
	Ph No:	9219901466	
	E-mail:	mukee_tanwar@yahoo.com	
218	ASC Name:	Choudhary Service Centre	Rampur
	Contact Person:	Adil Choudhary	
	Address:	Nawab Gate, Mala Road, Rampur, Utter Pradesh	
	Ph No:	9690500786	
	E-mail:	adil.choudhary@yahoo.in	
219	ASC Name:	Shree Jee Traders	Amroha
	Contact Person:	Arun Bharghav	
	Address:	Bazar Jatt, Near Tehseel, Amroha, J P Nagar, Utter Pradesh	

	Ph No:	9319728799	
	E-mail:	shreejeetraders@gmail.com	
220	ASC Name:	Ask Enterprises	Dhampur
	Contact Person:	Adarsh Aggarwal	
	Address:	Dr. Zakir Hussain Road, Dhampur, Bijnor, Utter Pradesh	
	Ph No:	9358581144	
	E-mail:	adarsh.sanchar@yahoo.com	
STATE:	Ultranchal		City
221	ASC Name:	Connecting Communication	Jwalapur
	Contact Person:	Manish Verma	
	Address:	G-76, New Ansari Market, Gurudwara Road, Jwalapur, Haridwar, Uttarakhand	
	Ph No:	9359246415	
	E-mail:	manishverma.hdr@gmail.com	
222	ASC Name:	Mobile World(Roorkee)	Roorkee
	Contact Person:	Shahnawaz Ahmed	
	Address:	Close to Kundan Sweets, Opp.- Masjid, 20 Civil Lines, Roorkee, Uttarakhand	
	Ph No:	9897858255	
	E-mail:	mobileworld.roorkee@gmail.com	
223	ASC Name:	V.K.Mobile World	Kashipur
	Contact Person:	Vivek Arora	
	Address:	Opp.- Roadways Bus Stand, Drona Sagar Road, Kashipur, Uttarakhand	
	Ph No:	9568222223	
	E-mail:	viveksp93@gmail.com	
224	ASC Name:	Ashirwad Mobile Hub	Nainital
	Contact Person:	Anshul Johar	
	Address:	Shop No.-1, Uttaranchal Trade Centre, Near Kumaon Jewellers, Tikonia Chauraha, Haldwani, Nainital, Uttarakhand	

	Ph No:	9759664242	
	E-mail:	asp.haldwani@gmail.com	
ZONE :	SOUTH		
STATE:	AP		City
225	ASC Name:	S.S. Bharti Communication	Warangal
	Contact Person:	L. Sudarshan Rao	
	Address:	8-9-100/12, Victory Estate, J.P. N Road, Chourastha, Andhra Pradesh.	
	Ph No:	9346552223	
	E-mail:	ssbharti05@gmail.com	
226	ASC Name:	Sri Chakra Mobile	Mahbub Nagar
	Contact Person:	Anil Kumar	
	Address:	Shop No. 4 , Shareef Complex , Nr. New Bus Stand, Mahbub nagar.	
	Ph No:	9396333111	
	E-mail:	shri.mah@lemonmobiles.com	
227	ASC Name:	LAXMI SREENIVASA ENTERPRISES	KHAMMAM
	Contact Person:	Mr. V.MAHENDRANADHA REDDY	
	Address:	H.NO.9-7-37, Opp. MASJID, KASBA BAZAR	
	Ph No:	9849836531	
	E-mail:	msslaxmi.kha@lemonmobiles.com	
228	ASC Name:	S V Technologies	KADAPA
	Contact Person:	Ravikumar	
	Address:	Door No-1/331,Maruthi nagar,National lodge complex, Opp: New Apsrtc busstand ingate, Kadapa	
	Ph No:	9396999044	
	E-mail:	sv.kad@lemonmobiles.com	
229	ASC Name:	Anwar Communication	Kurnool
	Contact Person:	Mr. Zakir	

	Address:	C/oANWAR MOBILES SERVICE CENTRE, Shop NO. 9 , Bhupal Complex , Park Road , Kurnool	
	Ph No:	9866026731	
	E-mail:	anwar.kur@lemonmobiles.com	
230	ASC Name:	SAAROOPIYA MOBILES	SECUNDER ABAD
	Contact Person:	Subramanyam	
	Address:	# 3-4-126,Beside janapriya bus stop, Annapurna colony,main road,Mallapur.	
	Ph No:	9704665166	
	E-mail:	mssaaroo.mall@lemonmobiles.com	
231	ASC Name:	Vashnavi Technologies	Vijayawada
	Contact Person:	V.Satyanarayana Rao	
	Address:	Flat no 105, Rajsree apartments, # 29-4-20, kodandaramireddy street, Beside Ing ysa bank, Governorpet.	
	Ph No:	9949941400	
	E-mail:	vashnavi.vija@lemonmobiles.com	
232	ASC Name:	M.V. Distributors	Nandyal
	Contact Person:	M. Chandramouli	
	Address:	# 3-185, Bairmal Street, Nandyal, Kurnool District.	
	Ph No:	9849840006	
	E-mail:	mv.kur@lemonmobiles.com	
233	ASC Name:	Bharathi Mobile shoppe	Anantapur
	Contact Person:	Dhanunjaya Reddy	
	Address:	# 11/40, ladies club bldg, subash road, Anantapur.	
	Ph No:	9866347317	
	E-mail:	tdreddy123@gmail.com	
234	ASC Name:	New Vision Comm.	Srikakulam
	Contact Person:	srinivasarao.b	
	Address:	Nehru Road, UPSTAIR Plastic World, Srikakulam.	

	Ph No:	9849228121	
	E-mail:	newvision.Srikakulam@lemonmobiles.com	
235	ASC Name:	SRI SAI Comm.	Secunderabad
	Contact Person:	Mr.Mani	
	Address:	1-7-301, SHOP NO.-26, Hardy complex M.G.Road.	
	Ph No:	32436463	
	E-mail:	srisai.secundrabad@lemonmobiles.com	
236	ASC Name:	Hi Fi Mobile	Hyderabad
	Contact Person:	Mr.Satish Reddy	
	Address:	# 6-133 Opp: Hetero Pharmacy, Dwarkapuri colony,Chintal, Hyderabad.	
	Ph No:	9291503773	
	E-mail:	hifi.hyderabad@lemonmobiles.com	
237	ASC Name:	Arun Cell Care	Visakhapatnam
	Contact Person:	N.G. Arun kumar swamy	
	Address:	D.no: 47-3-18/5, shop no: 05, Sri nilaya complex, Dwaraka nagar 5th lane Visakhapatnam.	
	Ph No:	9885036143	
	E-mail:	aruncell.visakhapatnam@lemonmobiles.com	
238	ASC Name:	CMT COMMUNICATIONS	TIRUPATHI
	Contact Person:	K.TEJA	
	Address:	# 13-7-796-14-B, TUDA OFFICE ROAD, TIRUPATHI	
	Ph No:	9393620209	
	E-mail:	cmt.tirupathi@lemonmobiles.com	
239	ASC Name:	Sri Sai Communication	Mancheriyal
	Contact Person:	Rajesh	
	Address:	Shop No. 08, Mounika Complex, Bellampally Chourasta,Mancheriyal.	
	Ph No:	9394143420	

	E-mail:	srisai.mancheriyal@lemonmobiles.com	
240	ASC Name:	Vasavi Associates	Guntur
	Contact Person:	Vvssmanikaya Rao	
	Address:	4/1, Arundelpet, opp. Ing Vaysa Bank, Guntur, Andhra Pradesh	
	Ph No:	9885390817	
	E-mail:	jobsheet-9@gmail.com	
241	ASC Name:	R.K. Mobile Services	Ananthapur
	Contact Person:	Mr. Pavan Kumar	
	Address:	R.K MOBILES SERVICE, SHOP NO:1, 1ST FLOOR, OPP-MUNI RATHNAM MOTORS, BESIDE PROFESSIONAL COURIER, KAMALA NAGAR, RAJU ROAD, ANANTAPUR-515001	
	Ph No:	9885908738	
	E-mail:	RK.ananthapur@lemonmobiles.com	
242	ASC Name:	Om Mobiles	Karimnagar
	Contact Person:	G. Gyanender	
	Address:	2-9-44/7, Siti Cable Lane, Jammikunta, Distt.-Karimnagar, Andhra Pradesh	
	Ph No:	9849869285	
	E-mail:	om.jmkt@gmail.com	
243	ASC Name:	Siri Agencies	Warangal
	Contact Person:	Mr. Raghu Babu	
	Address:	F9 Shutter 2nd Floor, KR & MS Reddy Complex, Hanmakonda, Andhrapradesh	
	Ph No:	9346311223	
	E-mail:	raghunallapu2010@gmail.com	
244	ASC Name:	Sagarika Technologies	Karimnagar
	Contact Person:	Mrs. Sagarika	
	Address:	# 2-8-40, Circus Ground Lane, Mukarampura, Karimnagar.	
	Ph No:	9866423456	
	E-mail:	sagarika.technologies@yahoo.in	

245	ASC Name:	Tirumalaa Electronics	Nellore
	Contact Person:	S Naga Praveen	
	Address:	D No.-16-2-268, Behind Mayuri Restaurant, Pogathola, Nellore.	
	Ph No:	9347033153	
	E-mail:	tirumalaa.nellore@lemonmobiles.com	
246	ASC Name:	R.S. Communication	Nalgonda
	Contact Person:	Mr. Raju	
	Address:	6-5-3, Viswalaxmi Complex, Beside Aircel Office, Hyderabad Road, Nalgonda.	
	Ph No:	9885399868	
	E-mail:	rs.naglonda@lemonmobiles.com	
247	ASC Name:	SRI CHAKRI MOBILES PLAZA	Ongole
	Contact Person:	K.CHAKRADHAR	
	Address:	Shop No 3, C.V.N. Complex, Opp:Thatha Building's, Sivalayam Road, Ongole, Prakasam Dist. Andhra Pradesh	
	Ph No:	8008350555	
	E-mail:	chakrihhp@gmail.com	
248	ASC Name:	Sai Cell Solutions	Adoni
	Contact Person:	K.Rama Subbaiah	
	Address:	Bhavana Hospital Complex, Opp.-Kotla Circle,M.M. Road, Adoni, Andhra Pradesh	
	Ph No:	9703265876	
	E-mail:	saillemon.adoni@gmail.com	
STATE:	Karnataka		City
249	ASC Name:	Padmashree Enterprise	Mangalore
	Contact Person:	Mr.Prabhakar shetty	
	Address:	No.406, 2nd floor, Kunil centre, Hampankatta, Mangalore-1	
	Ph No:	9035560006	
	E-mail:	padma.mang@lemonmobiles.com	

250	ASC Name:	N R Marketing	Davanqere
	Contact Person:	Mr.N R Rafi	
	Address:	S.NO 27 CHETNA HOTEL ROADMUSLIM HOSTEL COMPLEXDAVANGERE	
	Ph No:	9886031355	
	E-mail:	rafi_nr07@yahoo.com	
251	ASC Name:	Nayana Enterprise	Hubli
	Contact Person:	Mr. Reddy	
	Address:	G-28,Eureka Centre,Kopikkar road Hubli-20	
	Ph No:	9945698626	
	E-mail:	nayana.hub@lemonmobiles.com	
252	ASC Name:	Chinmaya Mobile	Kolar
	Contact Person:	Mr. Chandrasekar	
	Address:	Sharda talkies road, Bazar street, Kolar	
	Ph No:	990222727	
	E-mail:	chinmaya.kol@lemonmobiles.com	
253	ASC Name:	M.Gouse Mobile Service Centre	Mudhol
	Contact Person:	Mr. Mahammadgouse	
	Address:	Anjuman Complex, Shop No.- 26 Near Bus stand, Mantur road, Pin-587313	
	Ph No:	9663335556	
	E-mail:	mgouse.mudhol@lemonmobiles.com	
254	ASC Name:	Cell Solutions	Shimoga
	Contact Person:	SREENAG.S.N	
	Address:	3rd Cross, Durgigudi, Park Extension.Shimoga	
	Ph No:	9844174143	
	E-mail:	cell.shimoga@lemonmobiles.com	
255	ASC Name:	Cell-N-Care	Karwar
	Contact	Satish V.Bhatkal	

	Person:		
	Address:	G-01, Shivdad Appartment,Opp. Maladevi Ground, Main RoadKarwar.	
	Ph No:	9844061001	
	E-mail:	cell.karwar@lemonmobiles.com	
256	ASC Name:	Canara Telecommunication	Mysore
	Contact Person:	Mr. Rajesh	
	Address:	1225, 1st cross, Krishnamurthy Puram, Opp. Vjasaraj MutlMysore.	
	Ph No:	9845097967	
	E-mail:	canara.mysore@lemonmobiles.com	
257	ASC Name:	Mobile World	Bhatkal
	Contact Person:	T S AZEEM	
	Address:	MOBILE WORLD S H COMPLEX NAWAYATH COLONYBhatkal	
	Ph No:	9845532167	
	E-mail:	tsazeem@hotmail.com	
258	ASC Name:	Mobile Solutions	Bijapur
	Contact Person:	PRASHANT	
	Address:	Opp. Ram Mandir, Ram Mandir RoadBijapur	
	Ph No:	9945622345	
	E-mail:	mobile.bijapur@lemonmobiles.com	
259	ASC Name:	M S N COMMUNICATION	Bangalore
	Contact Person:	Jaffar Shariff	
	Address:	#32, Shop No.3, Arvind Complex, Beside Sanimhatma Temple (Near Banashankari Temple) Banashankari, Kanakapura Road, Bangalore	
	Ph No:	9342886000	
	E-mail:	jaffarshariff11@yahoo.com	
260	ASC Name:	S V Technology	Bangalore
	Contact Person:	BASAVARAJA M	

	Address:	651/B/17, 1st Main, D Block, 2nd Stage, Rajajinagar	
	Ph No:	9448668446	
	E-mail:	sv.bangalore@lemonmobiles.com	
261	ASC Name:	My Mobile Care	Bangalore
	Contact Person:	Praveen / Kumar	
	Address:	1st Floor , 286/1 , Begur Road, Bommanahalli, Bangalore.	
	Ph No:	9341333512	
	E-mail:	mymobile@lemonmobiles.com	
262	ASC Name:	Movil Servico	Banglore
	Contact Person:	Ananth	
	Address:	Office No.27, 1st Floor, Opp. KEB Office, 5th Main Ganganagara, Bangalore-32, Karnatka	
	Ph No:	9535176767	
	E-mail:	movilservico@gmail.com	
263	ASC Name:	Chandrika Electronics	Bellary
	Contact Person:	Tekkalakota Narasimhalu	
	Address:	Shop No.-3, SLV Towers, Parvathi Nagar, Main Road, Bellary,Karnatka	
	Ph No:	8392267329	
	E-mail:	chandrika.bellary@rediffmail.com	
264	ASC Name:	Sreenivasa Electronics	Gulbarga
	Contact Person:	Srihari Rao Amberkar	
	Address:	10-7/16/D1, NV Complex, SB Temple Road, Gulbarga,Karnatka	
	Ph No:	9632233383	
	E-mail:	sreenivaselectronics@yahoo.co.in	
265	ASC Name:	NAGASHREE COMMUNICATIONS	Udupi
	Contact Person:	Mr. MAHESH	
	Address:	Shop no-6, 1st, floor, Naraharicomplex, Kalsanka	
	Ph No:	9241462068	

	E-mail:	nagashree.udupi@lemonmobiles.com	
266	ASC Name:	I Brain Digital Gadget Solutions	belgaum
	Contact Person:	Prasad Pednekar	
	Address:	1st Floor, Unit#3, CTS No.-2840, Yash PALace, opp. Samadevi Temple, Sanyukta Maharashtra Chowk, Khadebazar, Belagum.	
	Ph No:	8050484903	
	E-mail:	ibrainsupport@gmail.com	
STATE:	Kerala		City
267	ASC Name:	MOBILE LAB	Calicut
	Contact Person:	PRABEESH	
	Address:	Darusalam Complex, L.G. Road	
	Ph No:	495304532	
	E-mail:	mobilelab.calicut@lemonmobiles.com	
268	ASC Name:	SKYCELL	KOLLAM
	Contact Person:	Rasaludeen	
	Address:	MUTHOOT CHAMBERS, VADAYATTUKOTTA ROAD, KOLLAM - 691001	
	Ph No:	9846108531	
	E-mail:	skycell.kollam@lemonmobiles.com	
269	ASC Name:	V3 Mobi Care	Manjeri
	Contact Person:	Udaif Paramban	
	Address:	First floor, Am building, court road, opp old bus stand, Manjeri, malappuram (dt)KERALA	
	Ph No:	9747496000	
	E-mail:	hudaifap@yahoo.com, v3mobicare@gmail.com	
270	ASC Name:	Doctor Fone Services	cochin
	Contact Person:	K.N.DANI	
	Address:	1st floor, Prateeksha Buildings, Rajaji Road, Cochin	
	Ph No:	9846002563	

	E-mail:	doctorfone@yahoo.com	
STATE:	Tamilnadu		City
271	ASC Name:	Sri Vishnu Agency	Dharmapuri
	Contact Person:	Mr.Sugavaneswaran	
	Address:	e9.suresh electricals complex.3rd floor. Rajagopal gounder street.Dharmapuri.636709	
	Ph No:	9080569002	
	E-mail:	sreedevi.dhar@lemonmobiles.com	
272	ASC Name:	Systematic Communication	Chennai
	Contact Person:	Mr.Venkatesh	
	Address:	Old NO.36,New No.30, Azizmulk 1st street, Thousandlight, Chennai-600006	
	Ph No:	9840567556	
	E-mail:	systematic.chennai@lemonmobiles.com	
273	ASC Name:	ALLIED ELECTRONICS	Salem
	Contact Person:	Mr. Thomas Jacob	
	Address:	266C, Advaida Ashram Roads, Near New Bus Stand	
	Ph No:	9842446067	
	E-mail:	allied.salem@lemonmobiles.com	
274	ASC Name:	South India Solutions	Vellore
	Contact Person:	Mr. Athaulla	
	Address:	V.A.G.Complex (Near Palace Cafe) 27, Katpadi Road, Vellore Pin-632004	
	Ph No:	9865804191	
	E-mail:	vellore.lemon@gmail.com	
275	ASC Name:	SRK Micro Mobile	Coimbatore
	Contact Person:	P.Rajkumar	
	Address:	Shop No.37 Century Tower,No.638 Sathy Main Road ,Near GP Hospital,Gandhipuram	

	Ph No:	934552690	
	E-mail:	srk.coimbatore@lemonmobiles.com	
276	ASC Name:	Kumar Mobile Care	Theni
	Contact Person:	kumar	
	Address:	51, Dhanush Complex, Kappan st, Theni-625531. (Tamilnadu).	
	Ph No:	9994918693	
	E-mail:	kumarmobile.theni@lemonmobiles.com	
277	ASC Name:	Sri Sai Enterprises	Pondicherry
	Contact Person:	bhanu sharma	
	Address:	83, Thennansalai Road, Sanjay Gandhi Nagar, Pondicherry-13,	
	Ph No:	9994918693	
	E-mail:	srisai.pondicherry@lemonmobiles.com	
278	ASC Name:	Sri Shardha Electronics	Tirunelgli Junction,
	Contact Person:	S. Gurusrinivassan	
	Address:	66 A/9, babuji Nagar, Madurai road, Tirunelgli Junction, Tamilnadu	
	Ph No:	9443131062	
	E-mail:	guru.srinivass@gmail.com	
279	ASC Name:	K.K. Swamy Agencies	BHAVANI
	Contact Person:	K.K.SAMY	
	Address:	No. 400/A, Mettur Main Road, Bhavani	
	Ph No:	9629576666	
	E-mail:	kkswamy.bhavani@lemonmobiles.com	
280	ASC Name:	Mobile India	Tamilnadu
	Contact Person:	T.RAVI	
	Address:	9,GST ROAD, Tambaram Sanatorium, Opp. To fire Station, Chennai, Tamilnadu	
	Ph No:	9566073603	

	E-mail:	mobileindia.chennai@lemonmobiles.com	
281	ASC Name:	Harish Mobiles	Tiruvannamalai
	Contact Person:	M Harish	
	Address:	No.-25-B, K.S. Complex, Thiruvoodal Street, Tiruvannamalai-1, Tamilnadu	
	Ph No:	9790150076	
	E-mail:	spicetvmalai@gamil.com	
282	ASC Name:	The Chennai Cell	Tuticorin
	Contact Person:	M. Anbalagan	
	Address:	46/12, Pearl Plaza, vasanth & Co. Complex, (Back Side), Thevarapuram Road, Tuticorin Road, Tamilnadu	
	Ph No:	9976181633	
	E-mail:	thechennaielltuty@gmail.com	
283	ASC Name:	Venus Institute of Cell Phone Technology	Tirupur
	Contact Person:	Kingslin Johnson	
	Address:	284, Kumaran Plaza, Kumaran Road, Tirupur.	
	Ph No:	9442340001	
	E-mail:	victking40001@gmail.com	
284	ASC Name:	Redeemer Electronics	Kanyakumari
	Contact Person:	D Godwin Dhinakaran	
	Address:	173/5A, Pillars Gate, Opp. Anna Stadium, Vadasery, Nagercoil, Distt. Kanyakumari, Tamilnadu.	
	Ph No:	9443453490	
	E-mail:	dinakaran dg@hotmail.com	
ZONE :	West		
STATE:	Chattisgarh		City
285	ASC Name:	Ideal Mobile & Computer	Korba
	Contact Person:	Dilip Kumar	
	Address:	Shop No.-2, Plot No.-781, Kamla Complex, Subhash Chowk, Opp.-Pushplata Gurdan, Niharika Korba	

	Ph No:	9827494129	
	E-mail:	sudeshwardewangan@yahoo.com	
STATE:	Goa		City
286	ASC Name:	Unique Tele Services	Margao
	Contact Person:	PARMANAND TELAGINAMANI	
	Address:	A-19, Basement, Osia Commercial Arcade, Near KTC Bus Stand	
	Ph No:	9326139768	
	E-mail:	unique.margao@lemonmobiles.com	
STATE:	Gujrat		City
287	ASC Name:	Jay Zulelal Telecom	Anand
	Contact Person:	Ramesh	
	Address:	24, Apna Bazar, Muncipal Shopping Center, Near Ice Factory, Anand, Gujrat	
	Ph No:	9998783453	
	E-mail:	dipesh_thaker2002@yahoo.com	
288	ASC Name:	S K Services	Ahmedabad
	Contact Person:	Rachana K Patel	
	Address:	214, Prathibha Complex , 2nd Floor Opposite , Gandhigram Railway Station Ellisbridge Ahmedabad	
	Ph No:	9904043477	
	E-mail:	sk.services24@gmail.com	
289	ASC Name:	Kash Peripherals	Surat
	Contact Person:	Upendra rangrej	
	Address:	06/669, Lal Darwaja, Moti Sheri	
	Ph No:	9824112347	
	E-mail:	upendra@kashperi.com,upendra_rangrej@yahoo.com	
290	ASC Name:	Padmavati Communication	Godhra
	Contact Person:	Mr. Manas Maheshkumar Shah	
	Address:	GF-7, B N Chambers, Nr Police Headquarters, Godhra	

	Ph No:	9428545305	
	E-mail:	godhra.service@gmail.com	
291	ASC Name:	Krishna Mobiles	Vadodra
	Contact Person:	Mr. Keyur Gandhi	
	Address:	GF-23, Blue Diamond Complex, Fatehganj	
	Ph No:	9898040108	
	E-mail:	keyur_mobile@yahoo.com	
292	ASC Name:	Bhakti Mobile	dahod
	Contact Person:	Jagdish G Jethwani	
	Address:	near Post Office, Station Road, Dahod, Rajasthan	
	Ph No:	9558844333	
	E-mail:	bhaktimobile@hotmail.com, manishtahod@yahoo.com	
293	ASC Name:	MOBITEL SERVICES	Bhavnagar
	Contact Person:	Mihir Vajaria	
	Address:	GF-21, Business Centre, Rupam Chowak, Bhavnagar, Gujrat	
	Ph No:	9825453555	
	E-mail:	mobitel_services@yahoo.com	
294	ASC Name:	Perfect Communication	Old Ahemdabad
	Contact Person:	Rajesh K Shah	
	Address:	10, shankar Shopping Centre, Near Water Canal, opp. rudraksh Complex, Odhav-15, Old Ahemdabad. Gujrat	
	Ph No:	9825009490	
	E-mail:	p_communication92@yahoo.co.in	
295	ASC Name:	K.K. Mobile Zone	Rajkot
	Contact Person:	Kaushik G. Shah	
	Address:	Kaveri Complex, Shop No.-L-5, 20, NEw Jagnath, Yagnik Road, Rajkot, Gujrat.	
	Ph No:	9898628269	

	E-mail:	kk_cool2002@yahoo.com	
STATE:	Maharastra		City
296	ASC Name:	Sai Telecom	Panvel
	Contact Person:	Mr. Pardeepkumar Ishwar Mote	
	Address:	Shop No.148, Building No.1/2, Muncpal Complex Mall, Near Shivaji Chowk, Old Panvel(MH)	
	Ph No:	9967965370	
	E-mail:	sai.pan@lemonmobiles.com	
297	ASC Name:	Krisna Computer	LATUR
	Contact Person:	Mr. Manoj b. Tiwari	
	Address:	NEW GANDHI MARKET COMPLEX NO.112, SHO NO. 180, BESIDE INDIRA MAHILA BANK, LATUR	
	Ph No:	996024627	
	E-mail:	kcmlatur@yahoo.com	
298	ASC Name:	Limra Mobiles	Jalgaon
	Contact Person:	Mr. Wasim Sayyed	
	Address:	45 A, E-Wing, First Floor, Golani Market, Jalgaon.	
	Ph No:	9370110092	
	E-mail:	wasim.sayyed@yahoo.co.in	
299	ASC Name:	The Skylark Associates	Kalyan
	Contact Person:	Mr.Ejazuddin Qamruddin Sayed	
	Address:	Shop No.9, Bindu Tower,Opposite Old Lourdes High School & Vijay Sales,Santoshi Mata Road,Kalyan (west) Kalyan.	
	Ph No:	9321616800	
	E-mail:	skylark.lemon@gmail.com	
300	ASC Name:	Serwings Enterprises	Nasik
	Contact Person:	Mazhar Ahmed	
	Address:	Shop No. 8, Ground Floor, Kapote - Meher, Renuka Nagar, Wadala Naka Near Dearka	
	Ph No:	9370969412	

	E-mail:	serwings.nasik@lemonmobiles.com	
301	ASC Name:	Varad Electronics	Thane
	Contact Person:	Mr Hitendra Zope	
	Address:	5, Gautam Darshan Bulding, Ednlji Road, Charai, THANE (West)	
	Ph No:	9320488835	
	E-mail:	varad.thane@lemonmobiles.com	
302	ASC Name:	Unique Telematics	Aurangabad
	Contact Person:	mr mahesh	
	Address:	Shop No. 108/B, Tapadiya Super Market, Behind Sajawat Handlooms, Nirala Bazaar	
	Ph No:	9325210364	
	E-mail:	unique.aur@rediffmail.com	
303	ASC Name:	Samiksha Cell Care	Sangli
	Contact Person:	Nitin Harlikar	
	Address:	Ghotkhinde Bullding Tilak Chowk Harbhat Road Sangli 6	
	Ph No:	9923320266	
	E-mail:	samiksha.sangli@lemonmobiles.com	
304	ASC Name:	Reliable Enterprises	Pune
	Contact Person:	Linu Thomas	
	Address:	A-27, Jai Ganesh Vision, AkurdiPune	
	Ph No:	9028077345	
	E-mail:	reliable.pune@lemonmobiles.com	
305	ASC Name:	Viraj Communication & Gift Articals	Pune
	Contact Person:	Sandeep Mate/Raju	
	Address:	Shukarawar Peth, Shivaji road, Near Vanraj Mandal, pune , Maharashtra.	
	Ph No:	9890139351	
	E-mail:	viraj.pune@lemonmobiles.com	
306	ASC Name:	Yaadein Communication	Satara

	Contact Person:	Sandeep Maruthi Shirke	
	Address:	Shop 2 Govind Arcade, Near Old RTO Office, Satara (Maharashtra)	
	Ph No:	9021740791	
	E-mail:	yaadein.satara@lemonmobiles.com	
307	ASC Name:	Sukir Mobiles	Kolhapur
	Contact Person:	Sukir Bakare	
	Address:	415/1A, E Kevis Plaza Near Usha Talkies, station Road, Kolhapur, Maharashtra	
	Ph No:	982255501	
	E-mail:	sukirmobiles@yahoo.in	
308	ASC Name:	Abhi Services	AHMEDNAG AR
	Contact Person:	Mr. Anil B Apte	
	Address:	B-4, Adarsh Sammrudhi Appt, Near Choupati Karanja	
	Ph No:	9373317179	
	E-mail:	abhiar@gmail.com	
309	ASC Name:	Sajal Enterprises	Yavatmal
	Contact Person:	Hatik Ahmed Khan	
	Address:	R N Telecom, Jaihind Chowk, Suyash Complex, Hanuman Akkhada Road, Yavatmal, Maharashtra	
	Ph No:	9860648797	
	E-mail:	sajal_enter123@yahoo.co.in	
310	ASC Name:	Shiva Mobile Shoppee	Chandrapur
	Contact Person:	Bharti Talreja	
	Address:	ramnagar, Sindhi Colony, Chandrapur, Maharashtra	
	Ph No:	9370350092	
	E-mail:	mah.talreja@gmail.com	
311	ASC Name:	Shravani Services	Buldana
	Contact Person:	Pramod	

	Address:	Sawaji Complex, D.P. Road, Chikhli, Buldana, Maharashtra	
	Ph No:	9372506179	
	E-mail:	pramoddeshmukh@rediffmail.com	
312	ASC Name:	Fraslin Tech Care Pvt. Ltd.	Ghatkopar
	Contact Person:	Maria Deva Rajan	
	Address:	Shop No 56, Padma prabhu Bal. Sai nagar. Near Shreyas Cinema, L.B.S Marg Ghatkopar west	
	Ph No:	226529743	
	E-mail:	fraslin.rajan@gmail.com	
313	ASC Name:	Om Electronics	Nagpur
	Contact Person:	Amit Sawarkar	
	Address:	Opp. Hislop College, Civil Lines, Nagpur, Maharashtra	
	Ph No:	9970157479	
	E-mail:	omelectronics.amit@gmail.com	
314	ASC Name:	Fiza Mobile	Wardha
	Contact Person:	Atik Shaikh	
	Address:	Rajkala Talkies Road, Opp. bank Of Maharashtra, Wardha, Maharashtra	
	Ph No:	9890707085	
	E-mail:	fizamobile@gmail.com	
315	ASC Name:	Savita Enterprises	Akola
	Contact Person:	Rohan P Nichal	
	Address:	Opp. Mahanagar Palika, Kala Chabutra, Akola, Maharashtra	
	Ph No:	9960284590	
	E-mail:	r_rohan2006@rediffmail.com	
316	ASC Name:	Mobile Doctor	Karanja (Lad)
	Contact Person:	Manish N. Gulkari	
	Address:	Saraf Line, Karanja (Lad), Distt. Washim. Maharashtra.	
	Ph No:	9850407774	

	E-mail:	doctormng@rediffmail.com	
317	ASC Name:	A World	Mumbai
	Contact Person:	Avind B Chopra	
	Address:	Shop No.-7, Gokul Shopping Center, S.V.Road, Borivli Rly Station, Mumbai.	
	Ph No:	9323738353	
	E-mail:	aworldabc@yahoo.com	
318	ASC Name:	Tirupati Mobile Care	Amravati
	Contact Person:	Gaurav S Pande	
	Address:	In Front of Ajmera Decoration, Gandhi Chowk, Amravati, Maharashtra	
	Ph No:	7875139899	
	E-mail:	gaurav24pande@rediffmail.com	
319	ASC Name:	Alfa Systems	Gondiya
	Contact Person:	Anil G Bhojwani	
	Address:	Sarafa Line Deshbandhu Ward, Gondiya, Maharasta.	
	Ph No:	9822200272	
	E-mail:	alfasystemgondia@gmail.com	
STATE:	MP		City
320	ASC Name:	Poojya Enterprises	Bhopal
	Contact Person:	ASHISH DWIVEDI	
	Address:	UG-2, Radhye Krishna Complex, M.P. Nagar, Zone -II, Bhopal	
	Ph No:	4226754	
	E-mail:	poojyaenterprises@gmail.com	
321	ASC Name:	Sky technologies	Ratlam
	Contact Person:	sheetal kasera	
	Address:	Rajiv Gandhi Civic Center, New road Ratlam	
	Ph No:	9229872892	
	E-mail:	sheetalkasera1@gmail.com	

322	ASC Name:	Ayushi Electronics	Indore
	Contact Person:	Madhu Dwivedi	
	Address:	M-115, Yashwant Plaza, Opp. Railway Station, Indore, Madhya Pardesh	
	Ph No:	9826104249	
	E-mail:	vestarindore@yahoo.com	
323	ASC Name:	Neeta Computers	Sagar
	Contact Person:	Ramesh gupta	
	Address:	Hanuman Mandir Gali-5, Civil Lines	
	Ph No:	9329414144	
	E-mail:	neetacomputers@gmail.com	
324	ASC Name:	Diwakar Agencies	Jabalpur
	Contact Person:	Preeti & Seema	
	Address:	G-14, Jayanti Complex, Marhatal	
	Ph No:	9203882833	
	E-mail:	diwakar.jabalpur@lemonmobiles.comdiwakar_jabalpur@yahoo.com	
325	ASC Name:	Sonu Mobile & Repairing Center	Gwalior
	Contact Person:	Ashish Gupta	
	Address:	126, Mayur Market Thatipur Morar	
	Ph No:	9301253659	
	E-mail:	seth_anurag@hotmail.com	
326	ASC Name:	S S Mobiles	Morena
	Contact Person:	Deepak Gupta	
	Address:	In front of Nagar Palika, Near Collector Bunglo, Rathi Complex, MS Road, Morena, M.P.	
	Ph No:	9893151815	
	E-mail:	deepak20678@yahoo.in	